



KEY INFORMATION MEMORANDUM
360 ONE QUANT FUND
(An open-ended equity scheme investing based on quant theme)
(Scheme Code: 360O/O/E/THE/21/10/0004)

This product is suitable for investors who are seeking*:	Scheme Risk-o-meter	Benchmark Risk-o-meter
<ul style="list-style-type: none"> capital appreciation over long term; Investment predominantly in equity and equity related instruments based on quant model 	<p style="text-align: center;">Scheme Riskometer</p>  <p style="text-align: center;">The risk of the scheme is Very High</p>	<p style="text-align: center;">Benchmark Riskometer</p>  <p style="text-align: center;">The risk of the benchmark is Very High</p> <p style="text-align: center;">As per AMFI Tier I Benchmark i.e, BSE 200 TRI</p>

*Investors should consult their financial advisers if in doubt about whether the product is suitable for them.

Continuous offer for Units at NAV based prices

Name of Mutual Fund	Name of Asset Management Company	Name of Trustee company
360 ONE Mutual Fund 360 ONE Centre, Kamala City, Senapati Bapat Marg, Lower Parel, Mumbai - 400 013 Website: www.360.one/asset-management/mutualfund/	360 ONE Asset Management Limited Regd. Office: 360 ONE Centre, Kamala City, Senapati Bapat Marg, Lower Parel, Mumbai - 400 013 Website: www.360.one/asset-management/mutualfund/	360 ONE Asset Trustee Limited Regd. Office: 360 ONE Centre, Kamala City, Senapati Bapat Marg, Lower Parel, Mumbai - 400 013 Website: www.360.one/asset-management/mutualfund/

This Key Information Memorandum (KIM) sets forth the information which a prospective investor ought to know before investing. **For further details of the scheme/Mutual Fund, due diligence certificate by the AMC, Key Personnel, investors' rights & services, risk factors, penalties & pending litigations etc. investors should, before investment, refer to the Scheme Information Document and Statement of Additional Information available free of cost at any of the Investor Service Centres or distributors or from the website <https://www.360.One/asset-management/mutualfund/downloads/information-documents/>.**

The Scheme particulars have been prepared in accordance with Securities and Exchange Board of India (Mutual Funds) Regulations 1996, as amended till date, and filed with Securities and Exchange Board of India (SEBI). The units being offered for public subscription have not been approved or disapproved by SEBI, nor has SEBI certified the accuracy or adequacy of this KIM.

This Key Information Memorandum is dated May 30, 2025.

Investment Objective	The investment objective of the scheme is to generate long-term capital appreciation for investors from a portfolio of equity and equity related securities based on a quant theme. However, there can be no assurance or guarantee that the investment objective of the Scheme would be achieved.																																														
Asset Allocation Pattern of the scheme	<p>The investment policies of the Scheme shall be as per SEBI (Mutual Funds) Regulations, 1996, and within the following guidelines. Under normal market circumstances, the investment range would be as follows:</p> <table><tr><th rowspan="2">Instruments</th><th colspan="2">Indicative Allocations (% of total assets)</th></tr><tr><th>Maximum</th><th>Minimum</th></tr><tr><td>Equity or *Equity Related Instruments across market capitalization</td><td>100%</td><td>80%</td></tr><tr><td>Debt and money market instruments</td><td>20%</td><td>0%</td></tr><tr><td>Units issued by REITs and Invits</td><td>10%</td><td>0%</td></tr></table> <p>*Equity related instruments are securities which give the holder of the security right to receive equity shares equity derivatives and such other instrument as may be specified by the Board from time to time.</p> <p>Indicative table of percentage of investment in various securities:</p> <table><tr><th>Sl. no</th><th>Type of Instrument</th><th>% of exposure</th><th>Circular references</th></tr><tr><td>1.</td><td>Derivative instruments</td><td>25% of the total Net Assets of Scheme</td><td>Clause 12.25 of Master Circular dated June 27, 2024</td></tr><tr><td>2.</td><td>Debt derivatives</td><td>10% of the net assets of the Scheme</td><td>Clause 12.25 of Master Circular dated June 27, 2024</td></tr><tr><td>3.</td><td>Securities lending</td><td>20% of total Net Assets of the Scheme with maximum single party exposure restricted to 5% of the total assets</td><td>Clause 12.11 of SEBI Master Circular dated June 27, 2024, and framework for short selling and borrowing and lending of securities notified by SEBI</td></tr></table> <p>The Scheme will not invest in below securities/instruments:</p> <table><tr><th>Sr. No.</th><th>Securities/Instruments</th></tr><tr><td>1</td><td>Foreign securities</td></tr><tr><td>2</td><td>Debt instruments having Structured Obligations / Credit Enhancement</td></tr><tr><td>3</td><td>Securitized debt</td></tr><tr><td>4</td><td>Equity linked debentures</td></tr><tr><td>5</td><td>Repo transactions of Corporate Debt Securities</td></tr><tr><td>6</td><td>Debt instruments with special features as specified in clause 12.2 of SEBI Master Circular dated June 27, 2024.</td></tr></table> <p>In accordance with clause 12.24 of SEBI Master Circular dated June 27, 2024 the cumulative gross exposure through equity, debt, derivative positions (including fixed income derivatives), Real Estate Investment Trusts (REITs) and Infrastructure Investment Trusts (InvITs) should not exceed 100% of the net assets of the scheme.</p>			Instruments	Indicative Allocations (% of total assets)		Maximum	Minimum	Equity or *Equity Related Instruments across market capitalization	100%	80%	Debt and money market instruments	20%	0%	Units issued by REITs and Invits	10%	0%	Sl. no	Type of Instrument	% of exposure	Circular references	1.	Derivative instruments	25% of the total Net Assets of Scheme	Clause 12.25 of Master Circular dated June 27, 2024	2.	Debt derivatives	10% of the net assets of the Scheme	Clause 12.25 of Master Circular dated June 27, 2024	3.	Securities lending	20% of total Net Assets of the Scheme with maximum single party exposure restricted to 5% of the total assets	Clause 12.11 of SEBI Master Circular dated June 27, 2024, and framework for short selling and borrowing and lending of securities notified by SEBI	Sr. No.	Securities/Instruments	1	Foreign securities	2	Debt instruments having Structured Obligations / Credit Enhancement	3	Securitized debt	4	Equity linked debentures	5	Repo transactions of Corporate Debt Securities	6	Debt instruments with special features as specified in clause 12.2 of SEBI Master Circular dated June 27, 2024.
Instruments	Indicative Allocations (% of total assets)																																														
	Maximum	Minimum																																													
Equity or *Equity Related Instruments across market capitalization	100%	80%																																													
Debt and money market instruments	20%	0%																																													
Units issued by REITs and Invits	10%	0%																																													
Sl. no	Type of Instrument	% of exposure	Circular references																																												
1.	Derivative instruments	25% of the total Net Assets of Scheme	Clause 12.25 of Master Circular dated June 27, 2024																																												
2.	Debt derivatives	10% of the net assets of the Scheme	Clause 12.25 of Master Circular dated June 27, 2024																																												
3.	Securities lending	20% of total Net Assets of the Scheme with maximum single party exposure restricted to 5% of the total assets	Clause 12.11 of SEBI Master Circular dated June 27, 2024, and framework for short selling and borrowing and lending of securities notified by SEBI																																												
Sr. No.	Securities/Instruments																																														
1	Foreign securities																																														
2	Debt instruments having Structured Obligations / Credit Enhancement																																														
3	Securitized debt																																														
4	Equity linked debentures																																														
5	Repo transactions of Corporate Debt Securities																																														
6	Debt instruments with special features as specified in clause 12.2 of SEBI Master Circular dated June 27, 2024.																																														

Pursuant to clause 12.25 of SEBI Master Circular dated June 27, 2024 and SEBI Letter to AMFI dated November 03, 2021, Cash or cash equivalents with residual maturity of less than 91 days may be treated as not creating any exposure. Cash Equivalent shall consist of the following securities having residual maturity of less than 91 days:

- a) Government Securities;
- b) T-Bills; and
- c) Repo on Government securities

Pending deployment of the funds as per the investment objective of the Scheme, the funds of the Scheme may be parked in short term deposits of the scheduled commercial banks, subject to the guidelines and limits specified by clause 12.16 and 4.5 of SEBI Master Circular dated June 27, 2024 as amended from time to time.

Change in Asset Allocation:

The Scheme may review the above pattern of investments/ asset allocation based on views on equity markets, interest rates and asset liability management needs. However, at all times the portfolio will adhere to the overall investment objectives and asset allocation pattern of the Scheme. Subject to the Regulations, the asset allocation pattern indicated above may change from time to time, keeping in view market conditions, market opportunities, applicable regulations, legislative amendments and political and economic factors. It must be clearly understood that the percentages stated above are only indicative and not absolute. These proportions can vary substantially depending upon the perception of the fund manager; the intention being at all times to seek to protect the interests of the Unit holders. Such changes in the investment pattern will be for short term and for defensive considerations only.

Rebalancing due to Short Term Defensive Consideration:

Due to market conditions, the AMC may invest beyond the range set out in the asset allocation. Such deviations shall normally be for a short term and defensive considerations as per clause 1.14.1.2 (b) of SEBI Master Circular dated June 27, 2024 and the fund manager will rebalance the portfolio within 30 calendar days from the date of deviation.

Rebalancing due to Passive Breaches:

Further, as per clause 2.9 of SEBI Master Circular dated June 27, 2024 as may be amended from time to time, in the event of deviation from mandated asset allocation due to passive breaches (occurrence of instances not arising out of omission and commission of the AMC), the fund manager shall rebalance the portfolio of the Scheme within 30 Business Days. In case the portfolio of the Scheme is not rebalanced within the period of 30 Business Days, justification in writing, including details of efforts taken to rebalance the portfolio shall be placed before the Investment Committee of the AMC. The Investment Committee, if it so desires, can extend the timeline for rebalancing up to sixty (60) Business Days from the date of completion of mandated rebalancing period. Further, in case the portfolio is not rebalanced within the aforementioned mandated plus extended timelines the AMC shall comply with the prescribed restrictions, the reporting and disclosure requirements as specified in clause 2.9 of SEBI Master Circular dated June 27, 2024.

Investment Strategy	<p>The investment process will be based on thematic momentum strategy. This strategy optimizes momentum factor under certain portfolio constraints. First step is to review the investment universe of Top 200 companies by market cap and liquidity listed on National Stock Exchange (NSE) or Bombay Stock Exchange (BSE). Then screening of stocks is done basis SCDV framework, liquidity and size of the firm. Once screening of list of stocks is done, each stock is updated with their momentum factor score. The momentum score is calculated using stock price and total returns over a period, usually a year, for each stock. The entire portfolio construction process is fully systematic – Starting from screening to the final portfolio generation. We use our proprietary quantitative models to calculate factor scores. The factor construction is continuously reviewed and methodology is based on academic literature and internal research.</p> <p>The question of what drives stock returns has been an active research area in the field of modern financial theory since the 1960s when CAPM (capital asset pricing model) was first introduced. In the 1990s, Nobel Laureates Eugene Fama and Kenneth French created what is now known as the three-factor model for stock returns. The idea is that stock returns are correlated to more than just the market returns. Stocks with specific characteristics tend to exhibit above market returns over long periods of time. These characteristics came to be known as factors.</p> <p>Over the years, the financial community, both academic and applied, has identified, and documented a variety of these factors. Many of these can be classified into broad categories such as quality, value, momentum, volatility, leverage, etc. The returns to buying portfolios of companies with these characteristics have been deeply studied across long periods of time and across geographies and have been found to be persistent.</p> <p>Please refer SID for detailed investment strategy.</p>
Risk Profile of the Scheme	<p>Mutual Fund units involve investment risks including the possible loss of principal. Please read the SID carefully for details on risk factors before investment. Scheme specific risk factors are summarized below:</p> <p>Risks associated with investing in Equities: Investments in the equity shares of the Companies are subject to price fluctuation on daily basis. The volatility in the value of equity is due to various micro and macro-economic factors like economic and political developments, changes in interest rates, etc. affecting the securities markets. This may have an adverse impact on individual securities/sector and consequently on the NAV of Scheme.</p> <p>Risk associated with Investing in Debt and money market instruments: The performance of the Scheme may be affected by changes in macroeconomic factors such as Government policies, general levels of interest rates and risks associated with trading volumes, liquidity and settlement systems, etc.</p> <p>Interest Rate/Price risk: This risk is associated with movements in interest rate, which depend on various factors such as government borrowing, inflation, economic performance etc. The values of investments will appreciate/depreciate if the interest rates fall/rise. Generally, when interest rates rise, prices of fixed income securities fall and when interest rates drop, the prices generally increase. The extent of fall or rise in the prices depends upon factors such as coupon, residual maturity of the security, micro and macroeconomic scenario as well as the yield level at which the security is being traded.</p>

Credit Risk/Default risk: Credit risk is the risk that the issuer of a debenture/ bond or a money market instrument may default on interest &/or principal payment obligations. This risk arises due to any uncertainty in counterparty's ability or willingness to meet its contractual obligations. Even when there is no default, the price of a security may change with expected changes in the credit rating of the issuer. Corporate bonds carry a higher credit risk than Government Securities.

Re-investment Risk: Investments in fixed income securities may carry reinvestment risk as interest rates prevailing on the interest or maturity due dates may differ from the original coupon of the bond. Consequently, the proceeds may get invested at a lower rate.

Spread Risk: In a floating rate security the coupon is expressed in terms of a spread or mark up over the benchmark rate. In the life of the security this spread may move adversely leading to loss in value of the portfolio. The yield of the underlying benchmark might not change, but the spread of the security over the underlying benchmark might increase leading to loss in value of the security.

Counterparty Risk: This is the risk of failure of counterparty to the transaction to deliver securities against consideration received or to pay consideration against securities delivered, in full or in part or as per the agreed specification. There could be losses to the scheme in case of counterparty default.

Risk factors associated with processing of transaction in case of investors investing in mutual fund units through Stock Exchange Mechanism:

The trading mechanism introduced by the stock exchange(s) is configured to accept and process transactions for mutual fund units in both Physical and Demat Form. The allotment and/or redemption of Units through NSE and/or BSE or any other recognized stock exchange(s), on any Business Day will depend upon the modalities of processing viz. collection of application form, order processing / settlement, etc. upon which the Fund and the AMC have no control. Moreover, transactions conducted through the stock exchange mechanism shall be governed by the operating guidelines and directives issued by respective recognized stock exchange(s) upon which the Fund and the AMC have no control. Accordingly, there could be negative impacts to the investors such as delay or failure in allotment / redemption of Units. The Fund and the AMC are not responsible for the negative impacts.

Risks associated with Investing/trading in Derivatives:

Derivative products are leveraged instruments and can provide disproportionate gains as well as disproportionate losses to the investor. Execution of such strategies depends upon the ability of the fund manager to identify such opportunities. Identification and execution of the strategies to be pursued by the fund manager involve uncertainty and decision of the fund manager may not always be profitable. No assurance can be given that the fund manager will be able to identify or execute such strategies.

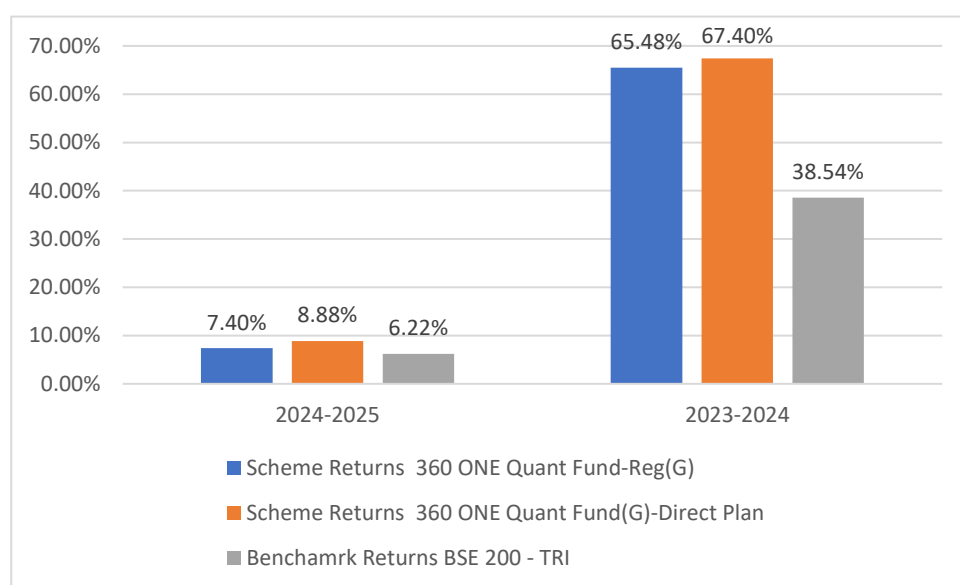
Risks associated with Securities Lending and Borrowing:

Securities Lending and Borrowing ("SLB") is an exchange traded product in India, with trades done on order matching platforms setup by the clearing corporation/house of recognized stock exchanges. In accordance with SEBI guidelines, there is a robust risk management system and safeguards exercised by the clearing corporation/house, which also guarantee financial settlement hence eliminating counterparty risk on borrowers. The Scheme may

	<p>participate as a lender in the SLB market and lend securities held in the portfolio for earning fees from such lending to enhance revenue of the Scheme.</p> <p>Risks associated with Investments in REITs and InvITs: Risk of lower than expected distributions: The distributions by the REIT or InvIT will be based on the net cash flows available for distribution. The amount of cash available for distribution principally depends upon the amount of cash that the REIT/INVIT receives as IDCWs or the interest and principal payments from portfolio assets.</p> <p>Risks associated with segregated portfolio: The unit holders may note that no redemption and subscription shall be allowed in the segregated portfolio. However, in order to facilitate exit to unit holders in the segregated portfolio, the AMC shall enable listing of units of segregated portfolio on the recognized stock exchange.</p> <p>The risks associated in regard to the segregated portfolio are as follows:</p> <ul style="list-style-type: none"> • The investors holding units of the segregated portfolio may not be able to liquidate their holdings till the time of recovery of money from the issuer. • The security comprising the segregated portfolio may not realize any value. • Listing of units of the segregated portfolio on a recognized stock exchange does not necessarily guarantee their liquidity. There may not be active trading of units of the segregated portfolio on the stock exchange. • The trading price of units on the stock exchange may be significantly lower than the prevailing Net Asset Value (NAV) of the segregated portfolio. <p>For details on risk factors and risk mitigation measures, please refer SID.</p>
Plans/Options	<ul style="list-style-type: none"> • Regular Plan • Direct Plan • Income Distribution cum Capital Withdrawal (IDCW) Option • Growth Option <p>The IDCW will be declared subject to availability and adequacy of distributable surplus. The Income Distribution cum Capital Withdrawal will have facility of IDCW payout and IDCW re-investment.</p> <p>Default Sub-Option: If the applicant does not indicate the choice of Option in the Application form, the fund accepts the application as being for the Growth Sub-Option.</p> <p>If the investor chooses IDCW Option and fails to mention facility / frequency, then the default facility will be Reinvestment.</p>
Applicable NAV (after the scheme opens for subscriptions and redemptions)	<p>The Cut-off time for the Scheme is 3.00 pm and the Applicable NAV for Subscriptions / Switch-ins (irrespective of application amount) will be as under:</p> <ol style="list-style-type: none"> 1. In respect of valid applications received upto 3.00 p.m. on a Business Day at the official point(s) of acceptance and funds for the entire amount of subscription/purchase (including switch ins) as per the application are credited to the bank account of the respective Scheme before the cut-off time i.e., available for utilization before the cut-off time - the closing NAV of the day shall be applicable.

	<p>2. In respect of valid applications received after 3.00 p.m. on a Business Day at the official point(s) of acceptance and funds for the entire amount of subscription/purchase (including switch ins) as per the application are credited to the bank account of the respective Scheme before the cut-off time of the next Business Day i.e., available for utilization before the cut-off time of the next Business Day - the closing NAV of the next Business Day shall be applicable.</p> <p>3. Irrespective of the time of receipt of application at the official point(s) of acceptance, where funds for the entire amount of subscription/purchase as per the application are credited to the bank account of the respective Scheme before the cut-off time on any subsequent Business Day - i.e., available for utilization before the cut-off time on any subsequent Business Day - the closing NAV of such subsequent Business Day shall be applicable.</p> <p>4. The aforesaid provisions shall also apply to systematic transactions i.e., Systematic Investment Plan (SIP), Systematic Transfer Plan (STP).</p> <p>For determining the applicable NAV for allotment of units in respect of purchase / switch-in to the Schemes, the following shall be ensured:</p> <p>i. Application / switch-in request is received before the applicable cut-off time.</p> <p>ii. Funds for the entire amount of subscription / purchase as per the application / switch-in request are credited to the bank account of the respective Scheme(s) before the cut-off time.</p> <p>iii. The funds are available for utilization before the cut-off time without availing any credit facility whether intra-day or otherwise, by the respective Scheme(s).</p> <p>iv. In case of switch transactions from one scheme to another scheme, the allocation shall be in line with the redemption payout.</p> <p>For Redemption/ Switch out:</p> <p>In respect of valid applications accepted at an Official Point of Acceptance upto 3.00 p.m. on a Business Day, the closing NAV of the same day will be applicable; and in respect of valid applications accepted at an Official Point of Acceptance after 3.00 p.m., the closing NAV of the next Business Day will be applicable.</p>		
Minimum Application Amount/ Number of Units	Purchase	Additional Purchase	Redemption
	INR 1000/- and in multiples of INR 1/- thereafter	INR 1000/- and in multiples of INR 1/- thereafter	The minimum amount for redemption must be Rs. 1000/- or account balance whichever is less.
	<ul style="list-style-type: none">Systematic Investment Plan (SIP):<ul style="list-style-type: none">Weekly Option: Rs. 1000/- per instalment for a minimum period of 6 weeks. SIP day can be any business day between Monday to Friday. Default day will be TuesdayFortnightly Option: Rs. 1000/- per instalment for a minimum period of 6 fortnights triggered on 2nd & 16th of every month.Monthly Option: Rs. 1000/- per instalment for a minimum period of 6 monthsQuarterly Option: Rs. 1000/- per instalment for a minimum period of 6 quarters. <p>Note: Weekly and Fortnightly SIP frequencies are not available on BSE STAR MF platform. If frequency of SIP is not mentioned, the default frequency will be Monthly. The minimum application amounts listed above does not apply in case of Transfers.</p>		

	The AMC in consultation with the Trustees reserves the right to discontinue/ add more plans/ options at a later date subject to complying with the prevailing SEBI guidelines and Regulations.																													
Dispatch of Redemption Request	The redemption or repurchase proceeds shall be transferred to the unitholders within 3 working days from the date of redemption or repurchase request or within such timelines as may be prescribed by SEBI / AMFI from time to time in case of exceptional circumstances or otherwise.																													
Benchmark Index	BSE 200 TRI																													
IDCW Policy	Under the Income Distribution cum Capital Withdrawal (IDCW), the Trustees may declare IDCW subject to the availability of distributable surplus calculated in accordance with SEBI (MF) Regulations. The actual declaration of IDCW and the frequency of distribution will be entirely at the discretion of the Trustees. The IDCW would be paid to the Unitholders whose names appear in the Register of Unitholders as on the record date. There is no assurance or guarantee to the Unitholders as to the rate of IDCW nor that the IDCW would be paid regularly. If the Fund declares IDCW, the NAV will stand reduced by the amount of IDCW and IDCW distribution tax (if applicable) paid. All the IDCW payments shall be in accordance and compliance with SEBI Regulations, as applicable from time to time.																													
Name of the Fund Manager	Mr. Ashish Ongari Mr. Ashish is also the fund manager of 360 ONE Flexicap Fund, 360 ONE ELSS Tax Saver Nifty 50 Index Fund and 360 ONE Focused Equity Fund.																													
Name of the Trustee Company	360 ONE Asset Trustee Limited																													
Performance of the scheme:	<table><tr><th>Compounded Annual Return</th><th>Scheme Return- Regular Plan (%)</th><th>Scheme Return – Direct Plan (%)</th><th>Benchmark – BSE 200 TRI Return (%)</th><th>Additional Benchmark – BSE Sensex TRI Return (%)</th></tr><tr><td>Returns for the last 1 year</td><td>8.75%</td><td>10.25%</td><td>6.93%</td><td>9.06%</td></tr><tr><td>Returns for the last 3 year</td><td>23.58%</td><td>25.11%</td><td>15.02%</td><td>13.45%</td></tr><tr><td>Returns for the last 5 year</td><td>-</td><td>-</td><td>-</td><td>-</td></tr><tr><td>Returns since inception* CAGR</td><td>19.67%</td><td>21.14%</td><td>13.56%</td><td>11.68%</td></tr></table> <p>As on April 30, 2025, above 1 year CAGR Return, Since Inception*November 29, 2021 Past performance may or may not be sustained in the future.</p>					Compounded Annual Return	Scheme Return- Regular Plan (%)	Scheme Return – Direct Plan (%)	Benchmark – BSE 200 TRI Return (%)	Additional Benchmark – BSE Sensex TRI Return (%)	Returns for the last 1 year	8.75%	10.25%	6.93%	9.06%	Returns for the last 3 year	23.58%	25.11%	15.02%	13.45%	Returns for the last 5 year	-	-	-	-	Returns since inception* CAGR	19.67%	21.14%	13.56%	11.68%
Compounded Annual Return	Scheme Return- Regular Plan (%)	Scheme Return – Direct Plan (%)	Benchmark – BSE 200 TRI Return (%)	Additional Benchmark – BSE Sensex TRI Return (%)																										
Returns for the last 1 year	8.75%	10.25%	6.93%	9.06%																										
Returns for the last 3 year	23.58%	25.11%	15.02%	13.45%																										
Returns for the last 5 year	-	-	-	-																										
Returns since inception* CAGR	19.67%	21.14%	13.56%	11.68%																										

Absolute returns for each financial year for last 5 years**Additional Scheme Related Disclosures**

Top 10 Holdings (by issuer) of the Scheme as on April 30, 2025:

Name of the issuer	% of Scheme
Mazagon Dock Shipbuilders Limited	4.49
Coromandel International Limited	4.02
Solar Industries India Limited	3.73
United Spirits Limited	3.58
Cholamandalam Investment and Finance Company Ltd	3.50
Dixon Technologies (India) Limited	3.47
Bajaj Finserv Limited	3.33
Muthoot Finance Limited	3.29
SBI Life Insurance Company Limited	3.25
TVS Motor Company Limited	3.25

The complete portfolio of the scheme on monthly basis is updated at <https://www.360.one/asset-management/mutualfund/downloads/disclosures/>

Allocation of the scheme towards its various Sectors:

Sector	% of Holding
Financial Services	25.28
Automobile and Auto Components	10.76
Healthcare	10.58
Capital Goods	10.12
Fast Moving Consumer Goods	8.89
Chemicals	7.75
Oil Gas & Consumable Fuels	5.97
Consumer Durables	5.67
Metals & Mining	4.72
Information Technology	4.44
Power	2.89
Construction	2.25

Expenses of the Scheme	New Fund offer expenses: All initial issue expense shall be borne by AMC.																						
	Exit Load: 1% if redeemed/switched out, on or before 12 months from the date of allotment.																						
Load Structure	These are the fees and expenses for operating the Scheme. These expenses include Investment Management and Advisory Fee charged by the AMC, Registrar and Transfer Agents' fee, marketing and selling costs etc. as given in the table below.																						
Recurring Expenses	<p>Further, as per clause 10.1.12 of SEBI Master Circular dated June 27, 2024, all scheme related expenses including commission paid to distributors, by whatever name it may be called and in whatever manner it may be paid, shall necessarily be paid from the scheme only within the regulatory limits.</p> <p>As per Regulation 52 (6) (c) of SEBI Regulations, the maximum annual scheme recurring expenses including the investment management fees that can be charged to the Scheme is as follows:</p> <table border="1"> <thead> <tr> <th>Daily Net Assets (Rs.)</th><th>on the first Rs.5 00 crores</th><th>on the next Rs. 2 50 crores of the daily net assets</th><th>on the next Rs. 1,250 crores of the daily net assets</th><th>on the next Rs. 3,000 crores of the daily net assets</th><th>on the next Rs. 5,000 crores of the daily net assets</th><th>on the next Rs. 40,000 crores of the daily net assets</th><th>on balance of the assets</th></tr> </thead> <tbody> <tr> <td>% per annum</td><td>2.25 %</td><td>2.00 %</td><td>1.75 %</td><td>1.60 %</td><td>1.50 %</td><td>Total expense ratio reduction of 0.05% for every increase of Rs. 5,000 crores of daily net assets or part thereof</td><td>1.05 %</td></tr> </tbody> </table>							Daily Net Assets (Rs.)	on the first Rs.5 00 crores	on the next Rs. 2 50 crores of the daily net assets	on the next Rs. 1,250 crores of the daily net assets	on the next Rs. 3,000 crores of the daily net assets	on the next Rs. 5,000 crores of the daily net assets	on the next Rs. 40,000 crores of the daily net assets	on balance of the assets	% per annum	2.25 %	2.00 %	1.75 %	1.60 %	1.50 %	Total expense ratio reduction of 0.05% for every increase of Rs. 5,000 crores of daily net assets or part thereof	1.05 %
Daily Net Assets (Rs.)	on the first Rs.5 00 crores	on the next Rs. 2 50 crores of the daily net assets	on the next Rs. 1,250 crores of the daily net assets	on the next Rs. 3,000 crores of the daily net assets	on the next Rs. 5,000 crores of the daily net assets	on the next Rs. 40,000 crores of the daily net assets	on balance of the assets																
% per annum	2.25 %	2.00 %	1.75 %	1.60 %	1.50 %	Total expense ratio reduction of 0.05% for every increase of Rs. 5,000 crores of daily net assets or part thereof	1.05 %																
	<p>In addition to total expense limits mentioned above, the AMC may charge the following in terms of Regulation 52(6A) of SEBI Regulations:</p> <ol style="list-style-type: none"> Additional expenses not exceeding of 0.30% of daily net assets for inflows from specified cities. Brokerage and transaction costs (including Goods and Service Tax) which are incurred for the purpose of execution of trade and is included in the cost of investment, not exceeding 0.12 per cent in case of cash market transactions and 0.05 per cent in case of derivatives transactions. Additional expenses incurred towards different heads mentioned under Regulations 52(2) and 52(4) of SEBI Regulations, not exceeding 0.05 per cent of daily net assets of the scheme. <p>Any change in the expense ratio will be updated on our website and the same will be communicated to investor via SMS / e-mail 3 working days prior to the effective date of change. For the actual current expenses being charged, the investor should refer to the website: https://www.360.one/asset-management/mutualfund/ .</p> <p>Actual expenses for the previous financial year:</p> <p>Regular Plan: 1.87%</p> <p>Direct Plan: 0.49%</p>																						

	The maximum limit of recurring expenses that can be charged to the Scheme would be as per Regulation 52 of the SEBI (MF) Regulation, 1996. Investors are requested to read “Section- Annual Scheme Recurring Expenses” in the SID.					
Tax treatment for the Investors (Unitholders)	Investors are advised to refer to the details in the Statement of Additional Information and also independently refer to his/her tax advisor.					
Daily Net Asset Value (NAV) Publication	The AMC will update the NAVs on AMFI website (www.amfiindia.com) before 11.00 p.m. on every business day and also on its website (https://www.360.one/asset-management/mutualfund/).					
For Investor Grievances please contact	<table><tr><td>Name and address of Registrar:</td></tr><tr><td>Computer Age Management Services Ltd. (CAMS) Regd. Office: No.178 (New No.10) M.G.R. Salai (formerly Known as Kodambakkam High Road), Nungambakkam, Chennai - 600 034 Email : enq_if@camsonline.com Contact : 1800 419 2267</td></tr><tr><td>Contact Person Name, Address, Telephone No:</td></tr><tr><td>Mr. Sushil Sharma 360 ONE Asset Management Limited 360 ONE Centre, Kamala City, S.B. Marg, Lower Parel, Mumbai – 400 013 Tel (91 22) 4876 5158 Fax: (91 22) 4646 4706 Email: service@360.one Website: www.360.one/asset-management/mutualfund/</td></tr></table>	Name and address of Registrar:	Computer Age Management Services Ltd. (CAMS) Regd. Office: No.178 (New No.10) M.G.R. Salai (formerly Known as Kodambakkam High Road), Nungambakkam, Chennai - 600 034 Email : enq_if@camsonline.com Contact : 1800 419 2267	Contact Person Name, Address, Telephone No:	Mr. Sushil Sharma 360 ONE Asset Management Limited 360 ONE Centre, Kamala City, S.B. Marg, Lower Parel, Mumbai – 400 013 Tel (91 22) 4876 5158 Fax: (91 22) 4646 4706 Email: service@360.one Website: www.360.one/asset-management/mutualfund/	
	Name and address of Registrar:					
Computer Age Management Services Ltd. (CAMS) Regd. Office: No.178 (New No.10) M.G.R. Salai (formerly Known as Kodambakkam High Road), Nungambakkam, Chennai - 600 034 Email : enq_if@camsonline.com Contact : 1800 419 2267						
Contact Person Name, Address, Telephone No:						
Mr. Sushil Sharma 360 ONE Asset Management Limited 360 ONE Centre, Kamala City, S.B. Marg, Lower Parel, Mumbai – 400 013 Tel (91 22) 4876 5158 Fax: (91 22) 4646 4706 Email: service@360.one Website: www.360.one/asset-management/mutualfund/						
	Investors are advised to contact any of the ISCs or the AMC by calling the toll-free no. 1800-2108-606. Investors can also visit the website at www.360.one/asset-management/mutualfund/ for complete details.					
Unitholders’ Information	<p>Account Statements: Account Statement will be sent to Investors opting to subscribe to/ hold units in physical form:</p> <p>i. by way of an e-mail and/or an SMS to their registered e-mail address and or mobile number not later than 5 Business Days from the date of acceptance of the request for subscription, and</p> <p>ii. a 'Consolidated Account Statement (CAS)' (to investors whose PAN details are updated). For investors who hold Units in dematerialized form, a demat statement shall be provided by the DP in such form and in such manner and at such time as provided in the agreement with the beneficial owner.</p> <p>Annual Financial Results and Half Yearly Portfolio: 360 ONE Asset Management Limited (360 ONEAMC) within one month from the close of each half year host a soft copy of unaudited financial results of schemes of 360 ONE Mutual Fund on its website and shall publish an advertisement disclosing the hosting of such financial results on its website, in at least one English daily newspaper having nationwide circulation and, in a newspaper, having wide circulation on in the language of the region where the Head Office of the Mutual Fund is situation. 360 ONE AMC shall disclose portfolio of the Scheme as on the last day of half year on website of Mutual Fund and AMFI within 10 days from the close of each half-year respectively. Further, the 360 ONE Mutual Fund shall publish an advertisement in the all India edition of at least two daily newspapers, one each</p>					

	in English and Hindi every half-year, disclosing the hosting of the half-yearly statement of the Scheme portfolio on the website of the Mutual Fund and on the website of AMFI and the modes such as SMS, telephone, email or written request (letter) through which a unitholder can submit a request for a physical or electronic copy of the statement of Scheme portfolio.
--	--
