



Monthly Factsheet
May 2014



Mutual Fund investments are subject to market risks,
read all scheme related documents carefully.

High Risk (Brown)



The product is suitable for investors who are seeking:

- Returns that closely correspond to the total return of the CNX Nifty Index over long term
 - Investment in Equity Securities comprising CNX Nifty Index
- (*Investors should consult their financial advisers if in doubt about whether the product is suitable for them.)

Note: Risk is represented in following colours:

 (BLUE) investors understand that their principal will be at low risk	 (YELLOW) investors understand that their principal will be at medium risk	 (BROWN) investors understand that their principal will be at high risk
--	--	---

Scheme Details

NAV (30-05-2014)	: ₹ 742.9928
Date of allotment	: October 18, 2011
Net AUM	: ₹ 799 Lakhs

Ongoing Subscription / Redemption :

On Exchange - In round lot of 1 unit and multiple thereof.

Directly with Fund - In creation unit size (i.e. 5000 units) & multiple thereof.

Dematerialization: Units Available in D-mat form only.

Load Structure :

Entry Load: Nil; **Exit Load:** Nil

Plans / Options offered : Growth option only

Indicative Intraday NAV : www.iiflmf.com

Total Expense Ratio	: 0.25% p.a.
Portfolio T/O Ratio #	: 0.08
Tracking Error	: 0.09% p.a.
Standard deviation	: 16.65 % annualized
Beta#	: 1
Sharpe Ratio*	: 0.80 Annualized

Based on 1 Year monthly data history.

*Risk free returns based on 365-days-T-bill Yield 8.7081 as on May 30, 2014

NSE symbol	: IIFLNIFTY
ISIN	: INF579M01019
Bloomberg code	: IIFLNFT IS
Reuters code	: IITF.NS
Exchange Listed	: NSE

About the Scheme

Objective: The investment objective of the scheme is to provide returns (before fees and expenses) that closely correspond to the total return of the CNX Nifty Index, subject to tracking errors. However, there can be no assurance or guarantee that the investment objective of the Scheme will be achieved.

Benchmark: CNX Nifty Index

Fund Manager: Mr. Manish Bandi (B.Sc. CA), aged 36 years, with 14 years of experience in the financial services industry.

Mr. Bandi has been managing the current fund since its inception.

Top 10 Holding as on May 30, 2014

Name of Instrument	Industry	% to Net Assets
ITC Limited	Consumer Non Durables	7.77%
Reliance Industries Limited	Petroleum Products	7.20%
ICICI Bank Limited	Banks	6.73%
HDFC Bank Limited	Banks	6.04%
Infosys Limited	Software	5.83%
Housing Development Finance Corporation Limited	Finance	5.62%
Larsen & Toubro Limited	Construction Project	5.18%
Tata Consultancy Services Limited	Software	4.50%
State Bank of India	Banks	3.23%
Tata Motors Limited	Auto	3.07%
Top 10 Equity Holding		55.17%
Total Equity Holding		99.66%
Net Cash & Cash Equivalent		0.34%
Total		100%

Scheme Performance

Indices	31-March-2013 to 31-March-2014	31-March-2012 to 31-March-2013	Since Inception CAGR	PTP Return (INR)
IIFL NIFTY ETF	19.53%	8.74%	13.55%	13661.05
Benchmark*	17.98%	7.31%	12.35%	13308.59
Additional Benchmark**	18.85%	8.23%	12.55%	13366.30

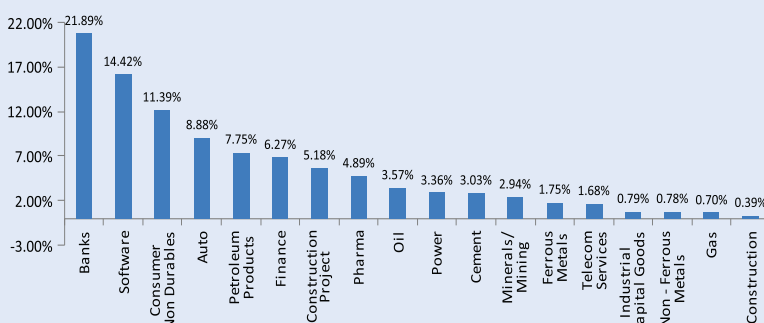
Point to Point (PTP) returns in INR is based on standard investment of INR 10,000 made on the inception date

* CNX Nifty ** BSE Sensex

Past performance may or may not be sustained in future.

As on March 31, 2014

Industry Allocations*



*Industry allocations as per AMFI classifications.

Mutual Fund investments are subject to market risks, read all scheme related documents carefully.

IIFL Dividend Opportunities Index Fund

An Open-ended Index Fund



High Risk (Brown)



The product is suitable for investors who are seeking:

- Returns that closely correspond to the total return of the CNX Dividend Opportunities Index over long term
- Investment in Equity Securities comprising CNX Dividend Opportunities Index

(*Investors should consult their financial advisers if in doubt about whether the product is suitable for them.)

Scheme Details

NAV (30-05-2014) :

Regular Plan Growth option : ₹13.3156

Regular Plan Dividend option : ₹13.3156

Direct Plan Growth option : ₹13.4451

Direct Plan Dividend option : ₹13.4451

Date of allotment

• Regular Plan : June 26, 2012

• Direct Plan : January 2, 2013

Net AUM : ₹ 2187 Lakhs

Dematerialization : D-mat option available

Load Structure :

Entry Load: Nil;

Exit Load: 1% for exit (repurchase/switch-out/SWP/STP) on or before 1 year from the date of allotment of units.

Exit Load (For SIP): 1% for exit (repurchase / switch-out / SWP/STP) on or before 1 year from the date of allotment of each instalment.

Minimum Application Amount :

₹5000 and in multiples of ₹100 thereafter.

Additional purchase: ₹1000 and in multiples of ₹100 thereafter.

Monthly SIP option: ₹1000 per month for a minimum period of six months.

Quarterly SIP option: ₹1500 per quarter for a minimum period of 4 quarters.

Plans offered : Regular plan & Direct plan.

Options offered : Growth & Dividend option.

Portfolio Turnover Ratio# : 0.32

Tracking Error : 0.40% p.a.

Total Expense Ratio :

Regular Plan : 1.70% p.a.

Direct Plan : 0.90% p.a.

Standard deviation : 24.33% Annualised

Beta# : 0.97

Sharp Ratio* : 0.35 Annualised

Based on 1 Year monthly data history.

*Risk free returns based on 365-days-T-bill Yield 8.7081 as on May 30,2014

Bloomberg code : IDVOIRG IN

About the Scheme

Objective: The investment objective of the scheme is to provide returns (before fees and expenses) that closely correspond to the total return of the CNX Dividend Opportunities Index, subject to tracking errors. However, there can be no assurance or guarantee that the investment objective of the Scheme would be achieved.

Benchmark: CNX Dividend Opportunities Index

Fund Manager: Mr. Manish Bandi (B.Sc. CA), aged 36 years with 14 years of experience in the financial services industry.

Mr. Bandi has been managing the current fund since its inception.

Top 10 Holdings as on May 30, 2014

Name of Instrument	Industry	% to Net Assets
Hindustan Unilever Limited	Consumer Non Durables	8.12%
NTPC Limited	Power	7.76%
Oil & Natural Gas Corporation Limited	Oil	7.62%
Hero MotoCorp Limited	Auto	7.05%
ITC Limited	Consumer Non Durables	6.94%
Bajaj Auto Limited	Auto	6.35%
Coal India Limited	Minerals/Mining	5.69%
Bank of Baroda	Banks	3.96%
Punjab National Bank	Banks	3.52%
NMDC Limited	Minerals/Mining	3.16%
Top 10 Equity Holding		60.17%
Total Equity Holding		101.66%
Net Cash & Cash Equivalent		-1.66%
Total		100%

As on March 31, 2014

Regular Plan

Indices	31-March-2013 to 31-March-2014	Since Inception CAGR	PTP Return
IIFL Div-opp -Regular Plan	10.28%	9.00%	11642.30
Benchmark	8.34%	7.55%	11369.75
Additional Benchmark	17.98%	16.50%	13092.09

Point to Point (PTP) returns in INR is based on standard investment of INR 10,000 made on the inception date
IIFL Dividend Opportunities Index Fund * CNX Dividend Opportunities Index ** CNX Nifty

Past performance may or may not be sustained in future

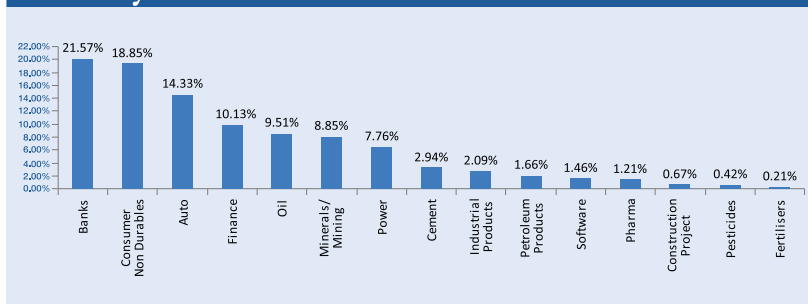
*Inception date 26-June-2012

Direct Plan

Indices	31-March-2013 to 31-March-2014	Since Inception CAGRS	PTP Return
IIFL Div-opp -Direct Plan**	11.14%	0.04%	10004.69
Benchmark	8.34%	-2.09%	9739.82
Additional Benchmark	17.98%	10.03%	11265.95

** Base date 01-Jan-2013, considered NAV of Regular Plan as a base NAV

Industry Allocations*



*Industry allocations as per AMFI classifications.

Mutual Fund investments are subject to market risks, read all scheme related documents carefully.

IIFL Dynamic Bond Fund

An Open ended Income Scheme



Low Risk (Blue)



The product is suitable for investors who are seeking:

- Income and long term gains
- Investment in a range of debt and money market instruments of various maturities

(*Investors should consult their financial advisers if in doubt about whether the product is suitable for them.)

Scheme Details

NAV (30-05-2014) :

Regular Plan Growth : ₹ 10.2121

Regular Plan Bonus : ₹ 10.2121

Direct Plan Growth : ₹ 10.2600

Dividend option	Regular Plan	Direct Plan
Monthly	₹ 10.2121	₹ 10.2600
Quarterly	₹ 10.2121	-
Half yearly	₹ 10.2121	₹ 10.2600

Date of allotment : June 24, 2013

Net AUM : ₹ 1626 Lakhs

Dematerialization : D-mat option available

Load Structure :

Entry Load : Nil,

Exit Load : 0.50% if redeemed on or before 6 months otherwise Nil

Exit Load (For SIP): 0.50% for exit (repurchase/switch-out/SWP/STP) on or before 6 months from the date of allotment of each instalment.

Plans offered : Regular Plan and Direct Plan

Options offered (Under each plan) : Dividend, Growth & Bonus

Minimum Application Amount :

₹10,000 and in multiples of ₹100 thereafter. Systematic Investment Plan (SIP) availed.

Monthly option- ₹1000 per month for a minimum period of six months.

Quarterly Option - ₹1500 per quarter for a minimum period of 4 quarters.

Total Expense Ratio :

Regular Plan : 1.40 % p.a.

Direct Plan : 0.90 % p.a.

Asset Allocation :

Debt Market Instruments : 0% - 100%

Money Market Instruments : 0% - 100%

YTM : 8.70

Modified Duration : 6.02 yrs

Average Maturity : 9.99 Yrs

Bloomberg code : IIFDBDB IN

About the Scheme

Objective : The investment objective of the scheme is to generate income and long term gains by investing in a range of debt and money market instruments of various maturities. The scheme will seek to flexibly manage its investment across the maturity spectrum with a view to optimize the risk return proposition for the investors.

Benchmark : CRISIL Composite Bond Fund Index.

Fund Manager : Mr. Gautam Adukia

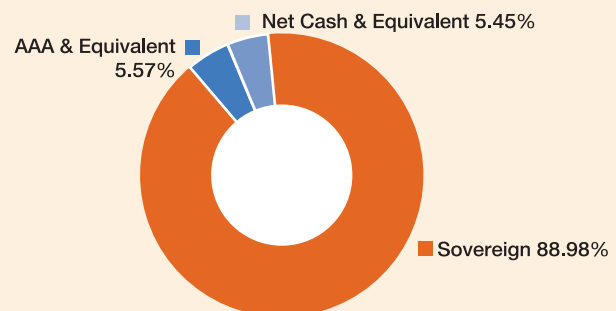
Mr. Gautam Adukia, aged 25 years, is a PGDM from IIM Calcutta, BMS & CFA. He has 3 years of experience in portfolio advisory across fixed income, equity, real estate and commodities. Prior to Joining IIFL AMC he was associated with IIFL Wealth Management Limited.

Holding as on May 30, 2014

Government Securities		
GOI 8.28 % 2027	Sovereign	59.09%
GOI 8.28 % 2020	Sovereign	29.89%
Non Convertible Debentures		
IDFC Limited	ICRA AAA	5.57%
CBLO / Reverse Repo & Net Current Asset		5.45%
Total		100.00%

Performance of the scheme is not published since the scheme has not completed 12 Months.

Rating Profile



Mutual Fund investments are subject to market risks, read all scheme related documents carefully.

IIFL Short Term Income Fund

An Open ended Income Scheme



Low Risk (Blue)



The product is suitable for investors who are seeking:

- Income over short to medium term
- Investments primarily in money market and short term debt instruments.

(*Investors should consult their financial advisors if in doubt about whether the product is suitable for them.)

Scheme Details

NAV (30-05-2014) :

Regular Plan Growth : ₹ 10.6361

Direct Plan Growth : ₹ 10.6399

Dividend option	Regular Plan	Direct Plan
-----------------	--------------	-------------

Monthly	₹ 10.1074	₹ 10.1074
---------	-----------	-----------

Half yearly	₹ 10.6361	-
-------------	-----------	---

Date of allotment : Sep. 20 2013

Net AUM : ₹ 415 Lakhs

Dematerialization : D-mat option available

Load Structure :

Entry Load : Nil,

Exit Load : 0.50% if redeemed on or before 3 months otherwise Nil

Exit Load (For SIP): 0.50% for exit (repurchase/switch-out/SWP/STP) on or before 3 months from the date of allotment of each instalment.

Plans offered : Regular Plan and Direct Plan

Options offered (Under each plan) :

Dividend, Growth & Bonus

Minimum Application Amount :

₹10,000 and in multiples of ₹100 thereafter.

Systematic Investment Plan (SIP) availed.

Monthly option- ₹1000 per month for a minimum period of six months.

Quarterly Option - ₹1500 per quarter for a minimum period of 4 quarters.

Total Expense Ratio :

Regular Plan : 0.50 % p.a.

Direct Plan : 0.45 % p.a.

Asset Allocation :

Money Market & Debt Instruments : 80% - 100% (Maturity <3 Years)

Debt Market Instruments : 0% - 20% (Maturity <5 Years)

YTM : 8.57

Modified Duration : 0.14 yrs

Average Maturity : 0.16 Yrs

Bloomberg code : IIFSTDG IN

About the Scheme

Objective : The investment objective of the scheme is to seek to generate income and capital appreciation through investment in debt instruments and money market instruments and to achieve stable returns over shorter-term investment horizons

Benchmark : CRISIL Short Term Bond Fund Index.

Fund Manager : Mr. Gautam Adukia

Mr. Gautam Adukia, aged 25 years, is a PGDM from IIM Calcutta, BMS & CFA. He has 3 years of experience in portfolio advisory across fixed income, equity, real estate and commodities. Prior to Joining IIFL AMC he was associated with IIFL Wealth Management Limited.

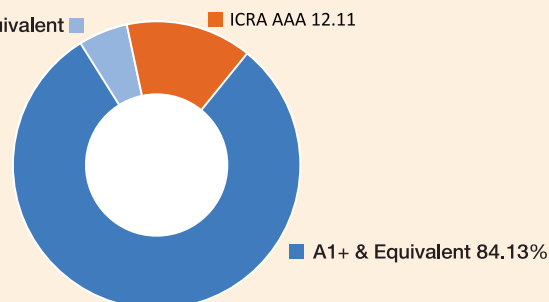
Holdings as on May 30, 2014

Certificate of Deposit		
Canara Bank	CRISIL A1+	36.12%
IDBI Bank Limited	CRISIL A1+	24.03%
Vijaya Bank	CARE A1+	23.98%
Bonds & NCDs		
IDFC Limited	ICRA AAA	12.11%
CBLO / Reverse Repo & Net Current Asset		3.76%
Total		100.00%

Performance of the scheme is not published since the scheme has not completed 12 Months.

Rating Profile

Net Cash & Equivalent
3.76%



Mutual Fund investments are subject to market risks, read all scheme related documents carefully.

IIFL Liquid Fund

An Open-ended Liquid Scheme



Low Risk (Blue)



The product is suitable for investors who are seeking:

- Income over short term horizon
 - Investments in money market and short term debt instruments, with maturity not exceeding 91 days
- (*Investors should consult their financial advisors if in doubt about whether the product is suitable for them.)

Note: Risk is represented in following colours:

 (BLUE) investors understand that their principal will be at low risk	 (YELLOW) investors understand that their principal will be at medium risk	 (BROWN) investors understand that their principal will be at high risk
--	--	---

Scheme Details

NAV (30-05-2014) :

Regular Plan Growth : ₹ 1044.7573

Direct Plan Growth : ₹ 1045.0468

Dividend option	Regular Plan	Direct Plan
-----------------	--------------	-------------

Daily Dividend Reinvestment	₹ 1000.0053	-
-----------------------------	-------------	---

Weekly	₹ 1005.6877	-
--------	-------------	---

Fortnightly	₹ 1009.2455	-
-------------	-------------	---

Half yearly	-	₹ 1045.0476
-------------	---	-------------

Date of allotment : Nov. 13, 2013

Net AUM : ₹ 2326 Lakhs

Load Structure :

Entry Load : Nil

Exit Load : Nil

Plans offered : Regular Plan and Direct Plan

Options offered (Under each plan) : Growth Option & Dividend Option

Minimum Application Amount :

New Purchase - ₹ 5,000 and in multiples of ₹ 100 thereafter.

Additional purchase - ₹ 1000 and in multiples of ₹ 100 thereafter

Total Expense Ratio :

Regular Plan : 0.25 % p.a.

Direct Plan : 0.20 % p.a.

Asset Allocation :

Money market and debt instruments with residual maturity up to 91days 0% - 100%.

YTM : 8.22

Modified Duration : 0.02 yrs

Average Maturity : 0.02 Yrs

About the Scheme

Investment Objective:

To provide liquidity with reasonable returns in commensuration with low risk through a portfolio of money market and debt securities with residual maturity of up to 91days. However, there can be no assurance that the investment objective of the Scheme will be achieved

Benchmark: CRISIL Liquid Fund Index

Fund Manager: Mr. Gautam Adukia

Mr. Gautam Adukia, aged 25 years, is a PGDM from IIM Calcutta, BMS & CFA. He has 3 years of experience in portfolio advisory across fixed income, equity, real estate and commodities. Prior to Joining IIFL AMC he was associated with IIFL Wealth Management Limited.

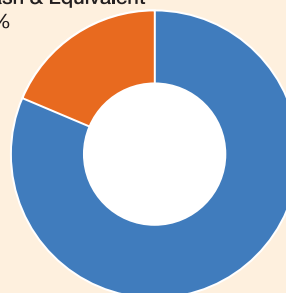
Holdings as on May 30, 2014

Certificate of Deposit		
Union Bank of India	CRISIL A1+	21.49%
State Bank of Mysore	ICRA A1+	17.16%
Canara Bank	CRISIL A1+	15.04%
IDBI Bank Limited	CRISIL A1+	12.87%
Vijaya Bank	CARE A1+	12.84%
BLO & Net Current Asset		20.60%
Total		100.00%

Performance of the scheme is not published since the scheme has not completed 12 Months.

Rating Profile

■ Net Cash & Equivalent
20.60%



■ A1+ & Equivalent
79.40%

Mutual Fund investments are subject to market risks, read all scheme related documents carefully.