




**Monthly Factsheet
June 2013**



Mutual Fund investments are subject to market risks,
read all scheme related documents carefully.



IIFL Nifty ETF : The product is suitable for investors who are seeking:

High Risk (Brown)



- Returns that closely correspond to the total return of the CNX Nifty Index over long term
- Investment in Equity Securities comprising CNX Nifty Index

(*Investors should consult their financial advisers if in doubt about whether the product is suitable for them.)

Scheme Details

NAV (28-06-2013)	: Rs.595.8103
Date of allotment	: October 18, 2011
Net AUM	: Rs.1057 Lakhs

Ongoing Subscription / Redemption :

On Exchange - In round lot of 1 unit and multiple thereof.

Directly with Fund - In creation unit size (i.e. 5000 units) & multiple thereof.

Dematerialization: Units Available in D-mat form only.

Load Structure :

Entry Load: Nil; **Exit Load:** Nil

Plans / Options offered : Growth option only

Indicative Intraday NAV : www.iiflmf.com

Total Expense Ratio : 0.25% p.a.

Portfolio Turnover Ratio : 0.36

Tracking Error# : 0.11% p.a.

Standard deviation : 12.80 % annualized

Beta# : 1.00

Sharpe Ratio* : 0.36 Annualized

Based on 1 Year monthly data history.

*Risk free returns based on 365-days-T-bill cut-off of Rs.7.4649 as on June 28, 2013.

NSE symbol : IIFLNIFTY

ISIN : INF579M01019

Bloomberg code : IIFLNFT IS

Reuters code : IITF.NS

Exchange Listed : NSE

About the Scheme

Objective: The investment objective of the scheme is to provide returns (before fees and expenses) that closely correspond to the total return of the CNX Nifty Index, subject to tracking errors. However, there can be no assurance or guarantee that the investment objective of the Scheme will be achieved.

Benchmark: CNX Nifty Index

Fund Manager: Mr. Manish Bandi (B.Sc. CA), aged 34 years, with 12 years of experience in the financial services industry.

Mr. Bandi has been managing the current fund since its inception.

Top 10 Holdings as on June 30, 2013

Name of Instrument	Industry	% to Net Assets
ITC Ltd.	Consumer Non Durables	9.38%
Reliance Industries Ltd.	Petroleum Products	7.48%
HDFC Ltd.	Finance	7.17%
ICICI Bank Ltd.	Banks	6.52%
HDFC Bank Ltd.	Banks	6.48%
Infosys Ltd.	Software	6.37%
Tata Consultancy Services Ltd.	Software	4.10%
Larsen & Toubro Ltd.	Construction Project	4.03%
Hindustan Unilever Ltd.	Consumer Non Durables	3.17%
ONGC Ltd.	Oil	3.10%
Top 10 Equity Holding		57.80%
Total Equity Holding		99.07%
Cash & Cash Equivalent		0.93%
Total		100%

Scheme Performance

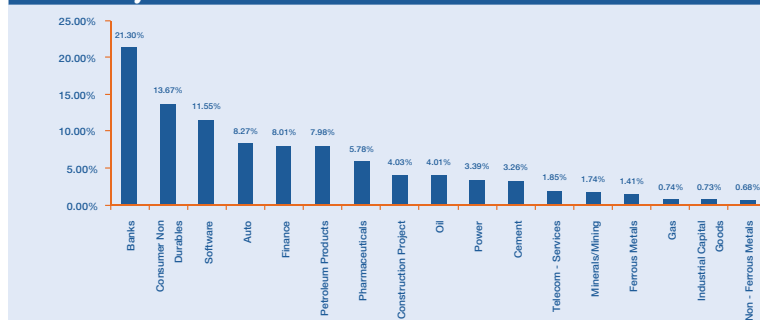
Particulars	June 29, 2012 to June 28, 2013	CAGR since inception	Current Value of Standard Investment if Rs. 10,000 was invested on inception date
IIFL Nifty ETF	12.06%	10.39%	11039
Benchmark*	10.67%	9.12%	10912
Additional Benchmark**	11.28%	9.02%	10902

* S&P CNX Nifty ** BSE Sensex

Return as on June 28, 2013

Past performance may or may not be sustained in future.

Industry Allocations*



*Industry allocations as per AMFI classifications.

Mutual Fund investments are subject to market risks, read all scheme related documents carefully.

IIFL Dividend Opportunities Index Fund

An Open-ended Index Fund



IIFL Dividend Index : The product is suitable for investors who are seeking:

High Risk (Brown)



- Returns that closely correspond to the total return of the CNX Dividend Opportunities Index over long term
- Investment in Equity Securities comprising CNX Dividend Opportunities Index

(*Investors should consult their financial advisers if in doubt about whether the product is suitable for them.)

Scheme Details

NAV (28-06-2013) :

Regular Growth option : Rs.10.8331

Regular Dividend option : Rs.10.8331

Direct Growth option : Rs.10.8527

Direct Dividend option : Rs.10.8527

Date of allotment : June 26, 2012

Net AUM : Rs.3081 Lakhs

Dematerialization : D-mat option available

Load Structure :

Entry Load: Nil;

Exit Load: 1% for exit (repurchase/switch-out/SWP/STP) on or before 1 year from the date of allotment of units.

Exit Load (For SIP): 1% for exit (repurchase / switch-out / SWP/STP) on or before 1 year from the date of allotment of each instalment.

Minimum Application Amount :

Rs. 5000 and in multiples of Rs. 100 thereafter.

Additional purchase: Rs. 1000 and in multiples of Rs. 100 thereafter.

Monthly SIP option: Rs. 1000 per month for a minimum period of six months.

Quarterly SIP option: Rs.1500 per quarter for a minimum period of 4 quarters.

Plans offered : Regular plan & Direct plan.

Options offered : Growth & Dividend option.

Portfolio Turnover Ratio : 0.46

Tracking Error* : 0.36% p.a.

Total Expense Ratio :

Regular Plan : 1.70% p.a.

Direct Plan : 0.90% p.a.

Standard deviation : 16.93 % annualized

Beta# : 0.97

Sharpe Ratio* : -0.13 Annualized

Bloomberg code : IDVOIRG IN

About the Scheme

Objective: The investment objective of the scheme is to provide returns (before fees and expenses) that closely correspond to the total return of the CNX Dividend Opportunities Index, subject to tracking errors. However, there can be no assurance or guarantee that the investment objective of the Scheme would be achieved.

Benchmark: CNX Dividend Opportunities Index

Fund Manager: Mr. Manish Bandi (B.Sc. CA), aged 34 years with 12 years of experience in the financial services industry.

Mr. Bandi has been managing the current fund since its inception.

Top 10 Holdings as on June 30, 2013

Name of Instrument	Industry	% to Net Assets
ONGC Ltd.	Oil	8.57%
Hindustan Unilever Ltd.	Consumer Non Durables	8.18%
Bajaj Auto Ltd.	Auto	8.04%
NTPC Ltd.	Power	8.03%
ITC Ltd.	Consumer Non Durables	8.03%
Hero MotoCorp Ltd.	Auto	4.94%
ACC Ltd.	Cement	3.55%
Bank of Baroda	Banks	3.36%
Glaxo Pharmaceuticals Ltd.	Pharmaceuticals	3.04%
Punjab National Bank	Banks	3.02%
Top 10 Equity Holding		58.76%
Total Equity Holding		98.95%
Cash & Cash Equivalent		1.05%
Total		100%

Scheme Performance

Particulars	June 29, 2012 to June 28, 2013	CAGR since inception	Current Value of Standard Investment if Rs. 10,000 was invested on inception date
IIFL Dividend Index	5.24%	8.26%	10826
Benchmark*	4.15%	7.06%	10706
Additional Benchmark**	10.67%	13.97%	11397

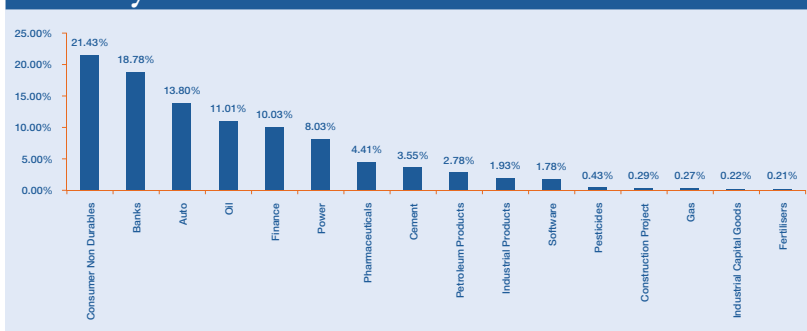
* CNX Dividend opportunities Fund ** CNX Nifty

Return as on June 28, 2013

Past performance may or may not be sustained in future.

Performance of the dividend option plan would be net of the dividend distribution tax.

Industry Allocations*



Mutual Fund investments are subject to market risks, read all scheme related documents carefully.

IIFL Dynamic Bond Fund

An Open ended Income Scheme



IIFL Dynamic Bond Fund :The product is suitable for investors who are seeking:

- Income and long term gains
- Investment in a range of debt and money market instruments of various maturities

Low Risk (Blue)



(*Investors should consult their financial advisers if in doubt about whether the product is suitable for them.)

Scheme Details

NAV (28-06-2013) :

Regular Growth : Rs.10.0223

Direct Plan Growth : Rs.10.0230

Dividend option	Regular Plan	Direct Plan
Monthly	Rs.10.0223	Rs.10.0230
Quarterly	Rs.10.0223	-
Half yearly	Rs.10.0223	Rs.10.0230

Date of allotment : June 24, 2013

Net AUM : Rs.3382 Lakhs

Dematerialization : D-mat option available

Load Structure :

Entry Load : Nil,

Exit Load : 0.50% if redeemed on or before 6 months otherwise Nil

Plans offered : Regular Plan and Direct Plan

Options offered (Under each plan) :

Dividend, Growth & Bonus

Minimum Application Amount :

10,000 and in multiples of Rs.100 thereafter.

Systematic Investment Plan (SIP) availed.

Monthly option- Rs.1000 per month for a minimum period of six months.

Quarterly Option - Rs.1500 per quarter for a minimum period.

Total Expense Ratio :

Regular Plan: 1.40 % p.a.

Direct Plan :0.90 %p.a.

Asset Allocation :

Debt Market Instruments:0% - 100%

Money Market Instruments 0% - 100%

Modified Duration : 4.30 yrs

Average maturity : 6.78 Yrs

Bloomberg code : IIFDBDB IN

About the Scheme

Objective : The investment objective of the scheme is to generate income and long term gains by investing in a range of debt and money market instruments of various maturities. The scheme will seek to flexibly manage its investment across the maturity spectrum with a view to optimize the risk return proposition for the investors.

Benchmark : CRISIL Composite Bond Fund Index.

Fund Manager : Rahul Aggarwal

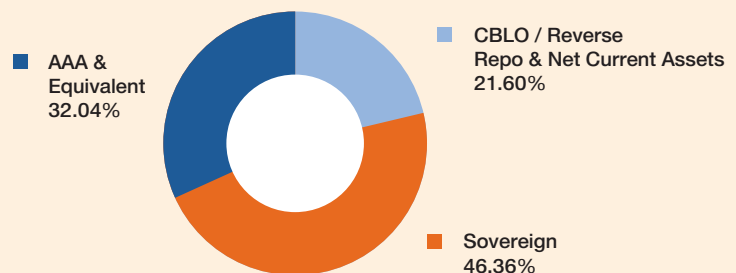
Mr. Rahul Aggarwal, aged 31 years, is a PGDM from IIM Calcutta, B.E. (Computer Science) and Certified FRM (Financial Risk Manager). He has over 8 years of experience including experience in capital markets, especially on fixed income, credit risk, trading and portfolio management.

Holdings as on June 30, 2013

Company/Issuer	Rating	%NAV
Comercial Paper / Certificate of Deposit		
Central Bank of India	ICRA A1+	17.00%
Government Securities		
08.33% GOI 2026	SOVEREIGN	15.61%
08.20% GOI 2025	SOVEREIGN	15.42%
08.15% GOI 2022	SOVEREIGN	15.30%
Non Convertible Debentures		
Rural Electrification Corporation Ltd	ICRA AAA	15.03%
CBLO / Reverse Repo & Net Current Asset		21.64%
Total		100%

Performance of the scheme for is not published since the scheme has not completed 12 Months.

Rating Profile



Mutual Fund investments are subject to market risks, read all scheme related documents carefully.