



Monthly Factsheet
December 2014



Asset Management

Mutual Fund investments are subject to market risks,
read all scheme related documents carefully.

IIFL India Growth Fund

An Open-ended Equity Scheme



High Risk (Brown)



The product is suitable for investors who are seeking*:

- Capital appreciation over long term
- Investment predominantly in equity & equity related instruments

(*Investors should consult their financial advisers if in doubt about whether the product is suitable for them.)

Note: Risk is represented in following colours:

(BLUE) investors understand that their principal will be at low risk

(YELLOW) investors understand that their principal will be at medium risk

(BROWN) investors understand that their principal will be at high risk

Scheme Details

NAV (31-12-2014) :

Regular Plan Growth option : ₹10.5460

Regular Plan Dividend option : ₹10.5460

Direct Plan Growth option : ₹10.5688

Direct Plan Dividend option : ₹10.5688

Date of allotment : Oct 30, 2014

Net AUM : ₹ 12976 Lakhs

Load Structure:

Entry Load: Nil; **Exit Load:** Nil

Minimum application :

₹5000 and in multiples of ₹100 thereafter.

Monthly SIP option: ₹1000 per month for a minimum period of six months.

Quarterly SIP option: ₹1500 per quarter for a minimum period of 4 quarters.

Plans offered : Regular plan & Direct plan.

Options offered : Growth & Dividend option.

Total Expense Ratio :

Regular Plan : 2.45% p.a.

Direct Plan : 1.20% p.a.

Bloomberg code: IIFGRRG IN

About the Scheme

Objective: The investment objective of the scheme is to generate long term capital appreciation for investors from a portfolio of equity and equity related securities. However there can be no assurance or guarantee that the investment objective of the scheme would be achieved.

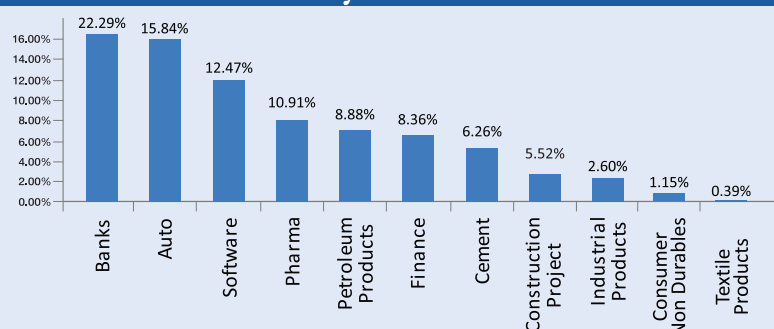
Benchmark: CNX Nifty Index

Fund Manager: Mr. Bandi, aged 36 years, is a Science graduate and a Chartered Accountant with 14 years of experience in the financial services industry. Mr. Bandi has been managing fund since its inception.

Top 15 Holding as on December 31, 2014

Name of Instrument	Industry	% to Net Assets
Tata Motors Limited-DVR	Auto	6.99%
State Bank of India	Banks	6.49%
Grasim Industries Limited	Cement	6.26%
Tech Mahindra Limited	Software	5.60%
Hero MotoCorp Limited	Auto	5.51%
Lupin Limited	Pharmaceuticals	5.50%
Sun Pharmaceuticals Industries Limited	Pharmaceuticals	5.41%
Bajaj Finance Limited	Finance	5.37%
ICICI Bank Limited	Banks	5.31%
Castrol India Limited	Petroleum Products	5.15%
Kotak Mahindra Bank Limited	Banks	4.38%
Cyient Limited	Software	3.98%
Bharat Petroleum Corporation Limited	Petroleum Products	3.73%
Maruti Suzuki India Limited	Auto	3.34%
Larsen & Toubro Limited	Construction Project	3.17%
Top 15 Equity Holding		76.19%
Total Equity Holding		94.67%
Net Cash & Cash Equivalent		5.33%
Total		100%

Industry Allocations*



*Industry allocations as per AMFI classifications.

Mutual Fund investments are subject to market risks, read all scheme related documents carefully.

High Risk (Brown)



The product is suitable for investors who are seeking*:

- Returns that closely correspond to the total return of the CNX Nifty Index over long term
- Investment in Equity Securities comprising CNX Nifty Index

(*Investors should consult their financial advisers if in doubt about whether the product is suitable for them.)

Scheme Details

NAV (31-12-2014)	: ₹ 858.1395
Date of allotment	: October 18, 2011
Net AUM	: ₹ 708 Lakhs

Ongoing Subscription / Redemption :

On Exchange - In round lot of 1 unit and multiple thereof.

Directly with Fund - In creation unit size (i.e. 5000 units) & multiple thereof.

Dematerialization: Units Available in D-mat form only.

Load Structure :

Entry Load: Nil; **Exit Load:** Nil

Plans / Options offered : Growth option only

Indicative Intraday NAV : www.iiflmf.com

Total Expense Ratio : 0.25% p.a.

Portfolio T/O Ratio # : 0.05

Tracking Error : 0.12% p.a.

Standard deviation : 13.24% annualized

Beta# : 1

Sharpe Ratio* : 1.86 Annualized

Based on 1 Year monthly data history.

*Risk free returns based on 365-days-T-bill Yield 8.2101 as on December 31,2014

NSE symbol : IIFLNIFTY

ISIN : INF579M01019

Bloomberg code : IIFLNFT IS

Reuters code : IITF.NS

Exchange Listed : NSE

About the Scheme

Objective: The investment objective of the scheme is to provide returns (before fees and expenses) that closely correspond to the total return of the CNX Nifty Index, subject to tracking errors. However, there can be no assurance or guarantee that the investment objective of the Scheme will be achieved.

Benchmark: CNX Nifty Index

Fund Manager: Mr. Manish Bandi (B.Sc. CA), aged 36 years, with 14 years of experience in the financial services industry.

Mr. Bandi has been managing the current fund since its inception.

Top 10 Holding as on December 31, 2014

Name of Instrument	Industry	% to Net Assets
ITC Limited	Consumer Non Durables	7.30%
ICICI Bank Limited	Banks	7.29%
Infosys Limited	Software	6.80%
Housing Development Finance Corporation Limited	Finance	6.36%
HDFC Bank Limited	Banks	6.35%
Reliance Industries Limited	Petroleum Products	5.24%
Tata Consultancy Services Limited	Software	4.67%
Larsen & Toubro Limited	Construction Project	4.35%
State Bank of India	Banks	3.44%
Tata Motors Limited	Auto	3.18%
Top 10 Equity Holding		54.98%
Total Equity Holding		99.84%
Net Cash & Cash Equivalent		0.16%
Total		100%

Scheme Performance

Indices	Dec-2011 to Dec-2012	Dec-2012 to Dec-2013	Dec-2013 to Dec-2014	CAGR Since Inception	PTP Return (INR)
IIFL NIFTY ETF	29.46%	8.11%	32.83%	18.06%	17035.03
Benchmark*	27.70%	6.76%	31.39%	16.77%	16442.08
Additional Benchmark**	25.70%	8.98%	29.89%	16.71%	16419.24

Since inception date: 18th October 2011

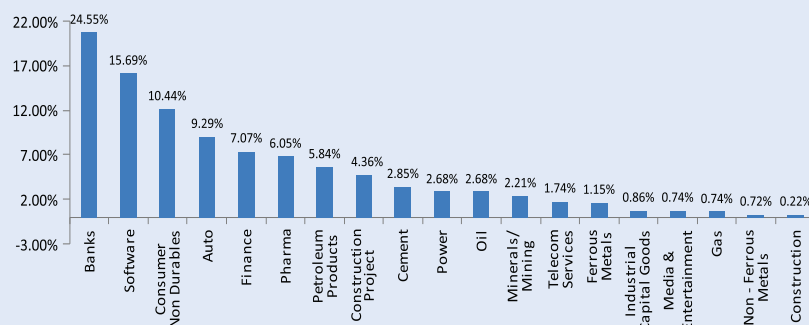
Point to Point (PTP) returns in INR is based on standard investment of INR 10,000 made on the inception date

* CNX Nifty ** BSE Sensex

Past performance may or may not be sustained in future.

As on December 31, 2014

Industry Allocations*



*Industry allocations as per AMFI classifications.

Mutual Fund investments are subject to market risks, read all scheme related documents carefully.

IIFL Dividend Opportunities Index Fund

An Open-ended Index Fund



High Risk (Brown)



The product is suitable for investors who are seeking*:

- Returns that closely correspond to the total return of the CNX Dividend Opportunities Index over long term
- Investment in Equity Securities comprising CNX Dividend Opportunities Index

(*Investors should consult their financial advisers if in doubt about whether the product is suitable for them.)

Scheme Details

NAV (31-12-2014) :

Regular Plan Growth option : ₹14.6688

Regular Plan Dividend option : ₹14.6688

Direct Plan Growth option : ₹14.8813

Direct Plan Dividend option : ₹14.8813

Date of allotment

• Regular Plan : June 26, 2012

• Direct Plan : January 1, 2013

Net AUM : ₹ 1921 Lakhs

Dematerialization : D-mat option available

Load Structure :

Entry Load: Nil;

Exit Load: 1% for exit (repurchase/switch-out/SWP/STP) on or before 1 year from the date of allotment of units.

Exit Load (For SIP): 1% for exit (repurchase / switch-out / SWP/STP) on or before 1 year from the date of allotment of each instalment.

Minimum Application Amount :

₹5000 and in multiples of ₹100 thereafter.

Additional purchase: ₹1000 and in multiples of ₹100 thereafter.

Monthly SIP option: ₹1000 per month for a minimum period of six months.

Quarterly SIP option: ₹1500 per quarter for a minimum period of 4 quarters.

Plans offered : Regular plan & Direct plan.

Options offered : Growth & Dividend option.

Portfolio Turnover Ratio# : 0.26

Tracking Error : 0.40% p.a.

Total Expense Ratio :

Regular Plan : 1.70% p.a.

Direct Plan : 0.90% p.a.

Standard deviation : 21.04% Annualised

Beta# : 0.97

Sharp Ratio* : 1.24 Annualised

Based on 1 Year monthly data history.

*Risk free returns based on 365-days-T-bill Yield 8.2101 as on December 31, 2014

Bloomberg code : IDVOIRG IN

About the Scheme

Objective: The investment objective of the scheme is to provide returns (before fees and expenses) that closely correspond to the total return of the CNX Dividend Opportunities Index, subject to tracking errors. However, there can be no assurance or guarantee that the investment objective of the Scheme would be achieved.

Benchmark: CNX Dividend Opportunities Index

Fund Manager: Mr. Manish Bandi (B.Sc. CA), aged 36 years with 14 years of experience in the financial services industry.

Mr. Bandi has been managing the current fund since its inception.

Top 10 Holdings as on December 31, 2014

Name of Instrument	Industry	% to Net Assets
ITC Limited	Consumer Non Durables	7.73%
Oil & Natural Gas Corporation Limited	Oil	7.67%
Hindustan Unilever Limited	Consumer Non Durables	7.60%
Hero MotoCorp Limited	Auto	7.57%
Bajaj Auto Limited	Auto	6.62%
NTPC Limited	Power	6.03%
Coal India Limited	Minerals/Mining	5.09%
Bank of Baroda	Banks	4.13%
Bharat Petroleum Corporation Limited	Petroleum Products	3.39%
Punjab National Bank	Banks	3.31%
Top 10 Equity Holding		59.14%
Total Equity Holding		99.84%
Net Cash & Cash Equivalent		0.16%
Total		100%

As on December 31, 2014

Scheme Performance

Indices	Dec-2012 to Dec-2013	Dec-2013 to Dec-2014	CAGR Since Inception	PTP Return (INR)
IIFL Div-opp -Regular Plan	-6.09%	34.31%	16.44%	14668.800
Benchmark	-7.18%	33.57%	15.42%	14349.184
Additional Benchmark	6.76%	31.39%	21.04%	16174.621

*Inception date 26-June-2012

Direct Plan

Indices	Dec-2013 to Dec-2014	Since Inception CAGRS	PTP Return
IIFL Div-opp -Direct Plan**	35.46%	12.64%	12687.83
Benchmark	33.57%	10.87%	12292.12
Additional Benchmark	31.39%	17.98%	13918.52

As on December 31, 2014

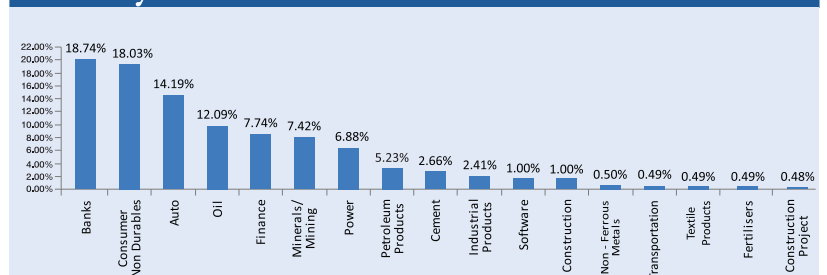
** Base date 01-Jan-2013, considered NAV of Regular Plan as a base NAV

Point to Point (PTP) returns in INR is based on standard investment of INR 10,000 made on the inception date

IIFL Dividend Opportunities Index Fund * CNX Dividend Opportunities Index ** CNX Nifty

Past performance may or may not be sustained in future

Industry Allocations*



*Industry allocations as per AMFI classifications.

Mutual Fund investments are subject to market risks, read all scheme related documents carefully.

IIFL Dynamic Bond Fund

An Open ended Income Scheme



Low Risk (Blue)



The product is suitable for investors who are seeking*:

- Income and long term gains
- Investment in a range of debt and money market instruments of various maturities

(*Investors should consult their financial advisers if in doubt about whether the product is suitable for them.)

Scheme Details

NAV (31-12-2014) :

Regular Plan Growth : ₹ 11.1255

Regular Plan Bonus : ₹ 11.1255

Direct Plan Growth : ₹ 11.2107

Dividend option	Regular Plan	Direct Plan
Monthly	₹ 11.1255	₹ 11.2107
Quarterly	₹ 11.1255	₹ 11.2107
Half yearly	₹ 11.1255	₹ 11.2107

Date of allotment : June 24, 2013

Net AUM : ₹ 1224 Lakhs

Dematerialization : D-mat option available

Load Structure :

Entry Load : Nil,

Exit Load : Nil

Exit Load (For SIP): Nil

Plans offered : Regular Plan and Direct Plan

Options offered (Under each plan) : Dividend, Growth & Bonus

Minimum Application Amount :

₹10,000 and in multiples of ₹100 thereafter. Systematic Investment Plan (SIP) availed.

Monthly option- ₹1000 per month for a minimum period of six months.

Quarterly Option - ₹1500 per quarter for a minimum period of 4 quarters.

Total Expense Ratio :

Regular Plan : 1.40 % p.a.

Direct Plan : 0.90 % p.a.

Asset Allocation :

Debt Market Instruments : 0% - 100%

Money Market Instruments : 0% - 100%

YTM : 7.98

Modified Duration : 6.89 Yrs

Average Maturity : 11.75 Yrs

Bloomberg code : IIFDBDB IN

About the Scheme

Objective : The investment objective of the scheme is to generate income and long term gains by investing in a range of debt and money market instruments of various maturities. The scheme will seek to flexibly manage its investment across the maturity spectrum with a view to optimize the risk return proposition for the investors.

Benchmark : CRISIL Composite Bond Fund Index.

Fund Manager : Mr. Gautam Adukia

Mr. Gautam Adukia, aged 25 years, is a PGDM from IIM Calcutta, BMS & CFA. He has 3 years of experience in portfolio advisory across fixed income, equity, real estate and commodities. Prior to Joining IIFL AMC he was associated with IIFL Wealth Management Limited.

Mr. Adukia has been managing the current scheme since March 2014.

Holding as on December 31, 2014

Government Securities		
GOI 08.60% 2028	Sovereign	86.29%
Certificate of Deposit		
Canara Bank	CRISIL A1+	6.09%
CBLO / Reverse Repo & Net Current Asset		7.62%
Total		100%

Scheme Performance

Indices	Dec-2013 to Dec-2014	Since Inception CAGRS	PTP Return
IIFL Dynamic Bond Fund-Regular plan	15.31%	7.40%	11126
IIFL Dynamic Bond Fund-Direct plan	15.89%	7.96%	11211
Benchmark*	14.31%	8.24%	11253
Additional Benchmark**	14.14%	4.49%	10683

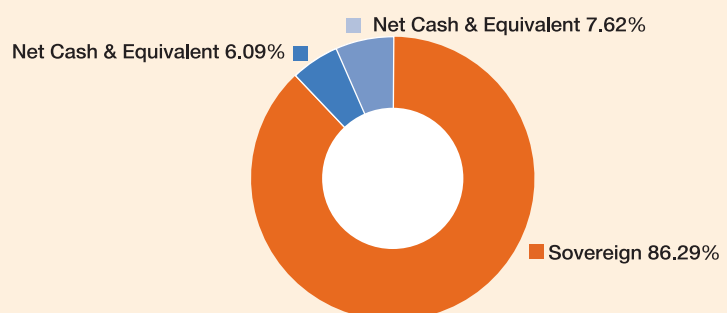
As on December 31, 2014

* Crisil Composite Bond Fund Index, ** Crisil 10 yr Gilt Index

Point to Point (PTP) returns in INR is based on standard investment of INR 10,000 made on the inception date

‡ Inception date 24-June-2013

Rating Profile



IIFL Short term income fund has been merged into IIFL Dynamic bond fund w.e.f 22-Dec-2014
Mutual Fund investments are subject to market risks, read all scheme related documents carefully.

Low Risk (Blue)



The product is suitable for investors who are seeking*:

- Income over short term horizon
- Investments in money market and short term debt instruments, with maturity not exceeding 91 days

(*Investors should consult their financial advisors if in doubt about whether the product is suitable for them.)

Note: Risk is represented in following colours:

 (BLUE) investors understand that their principal will be at low risk	 (YELLOW) investors understand that their principal will be at medium risk	 (BROWN) investors understand that their principal will be at high risk
--	--	---

Scheme Details

NAV (31-12-2014) :

Regular Plan Growth : ₹ 1095.6045

Direct Plan Growth : ₹ 1096.2309

Dividend option : Regular Plan

Daily Dividend Reinvestment : ₹ 1000.0001

Weekly : ₹ 1005.2081

Date of allotment : Nov. 13, 2013

Net AUM : ₹ 2221 Lakhs

Load Structure :

Entry Load : Nil

Exit Load : Nil

Plans offered : Regular Plan and Direct Plan

Options offered (Under each plan) : Growth Option & Dividend Option

Minimum Application Amount :

New Purchase - ₹ 5,000 and in multiples of ₹ 100 thereafter.

Additional purchase - ₹ 1000 and in multiples of ₹ 100 thereafter

Total Expense Ratio :

Regular Plan : 0.25 % p.a.

Direct Plan : 0.20 % p.a.

Asset Allocation :

Money market and debt instruments with residual maturity up to 91days 0% - 100%.

YTM : 8.26

Modified Duration : 0.03 yrs

Average Maturity : 0.03 Yrs

About the Scheme

Investment Objective:

To provide liquidity with reasonable returns in commensuration with low risk through a portfolio of money market and debt securities with residual maturity of up to 91days. However, there can be no assurance that the investment objective of the Scheme will be achieved

Benchmark: CRISIL Liquid Fund Index

Fund Manager:

Mr. Gautam Adukia, aged 25 years, is a PGDM from IIM Calcutta, BMS & CFA. He has 3 years of experience in portfolio advisory across fixed income, equity, real estate and commodities. Prior to Joining IIFL AMC he was associated with IIFL Wealth Management Limited.

Mr. Adukia has been managing the current scheme since March 2014.

Holdings as on December 31, 2014

Certificate of Deposit		
ING Vysya Bank Limited	CRISIL A1+	22.51%
IDBI Bank Limited	CRISIL A1+	20.02%
Canara Bank	CRISIL A1+	19.02%
State Bank Of Hyderabad	ICRA A1+	17.93%
CBLO & Net Current Asset		20.52%
Total		100.00%

Scheme Performance

Indices	Dec-2013 to Dec-2014	Since Inception CAGRS	PTP Return
IIFL Liquid Fund-Regular plan	8.42%	8.43%	10954
IIFL Liquid Fund-Direct plan	8.47%	8.48%	10960
Benchmark*	9.21%	9.29%	11052
Additional Benchmark**	9.08%	9.19%	11039

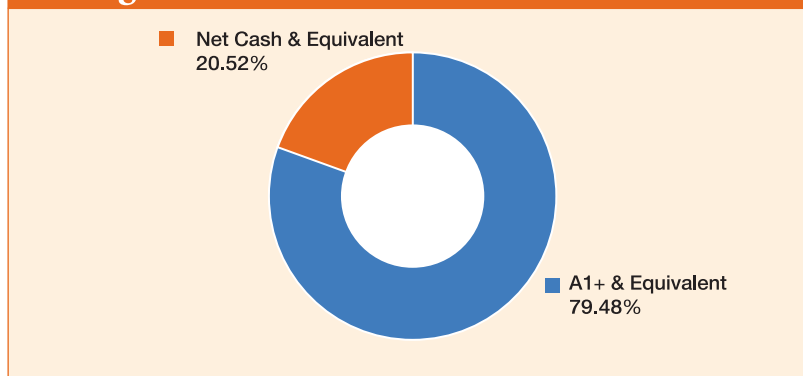
As on December 31, 2014

*Crisil Liquid Fund Index,** Crisil 91 Day T-Bill Index

Point to Point (PTP) returns in INR is based on standard investment of INR 10,000 made on the inception date

¹Inception date 13-Nov-2013

Rating Profile



Mutual Fund investments are subject to market risks, read all scheme related documents carefully.