



Monthly Factsheet  
April 2014



Mutual Fund investments are subject to market risks,  
read all scheme related documents carefully.

High Risk (Brown)



The product is suitable for investors who are seeking:

- Returns that closely correspond to the total return of the CNX Nifty Index over long term
- Investment in Equity Securities comprising CNX Nifty Index

(\*Investors should consult their financial advisers if in doubt about whether the product is suitable for them.)

**Note:** Risk is represented in following colours:

 <b>(BLUE)</b> investors understand that their principal will be at low risk	 <b>(YELLOW)</b> investors understand that their principal will be at medium risk	 <b>(BROWN)</b> investors understand that their principal will be at high risk
--	--	---

## Scheme Details

<b>NAV (30-04-2014)</b>	: ₹ 687.2855
<b>Date of allotment</b>	: October 18, 2011
<b>Net AUM</b>	: ₹ 739 Lakhs

### Ongoing Subscription / Redemption :

On Exchange - In round lot of 1 unit and multiple thereof.

Directly with Fund - In creation unit size (i.e. 5000 units) & multiple thereof.

**Dematerialization:** Units Available in D-mat form only.

### Load Structure :

**Entry Load:** Nil; **Exit Load:** Nil

**Plans / Options offered** : Growth option only

**Indicative Intraday NAV** : [www.iiflmf.com](http://www.iiflmf.com)

<b>Total Expense Ratio</b>	: 0.25% p.a.
<b>Portfolio T/O Ratio #</b>	: 0.08
<b>Tracking Error</b>	: 0.09% p.a.
<b>Standard deviation</b>	: 15.26 % annualized
<b>Beta#</b>	: 1
<b>Sharpe Ratio*</b>	: 0.36 Annualized

# Based on 1 Year monthly data history.

\*Risk free returns based on 365-days-T-bill Yield 8.9210 as on April 30,2014

<b>NSE symbol</b>	: IIFLNIFTY
<b>ISIN</b>	: INF579M01019
<b>Bloomberg code</b>	: IIFLNFT IS
<b>Reuters code</b>	: IITF.NS
<b>Exchange Listed</b>	: NSE

## About the Scheme

**Objective:** The investment objective of the scheme is to provide returns (before fees and expenses) that closely correspond to the total return of the CNX Nifty Index, subject to tracking errors. However, there can be no assurance or guarantee that the investment objective of the Scheme will be achieved.

**Benchmark:** CNX Nifty Index

**Fund Manager:** Mr. Manish Bandi (B.Sc. CA), aged 36 years, with 14 years of experience in the financial services industry.

Mr. Bandi has been managing the current fund since its inception.

## Top 10 Holding as on April 30, 2014

Name of Instrument	Industry	% to Net Assets
ITC Limited	Consumer Non Durables	8.38%
Reliance Industries Limited	Petroleum Products	6.84%
Infosys Limited	Software	6.82%
ICICI Bank Limited	Banks	6.38%
Housing Development Finance Corporation Limited	Finance	6.23%
HDFC Bank Limited	Banks	5.94%
Tata Consultancy Services Limited	Software	4.98%
Larsen & Toubro Limited	Construction Project	4.69%
Tata Motors Limited	Auto	3.31%
State Bank of India	Banks	2.86%
Top 10 Equity Holding		56.44%
Total Equity Holding		99.83%
Net Cash & Cash Equivalent		0.17%
<b>Total</b>		<b>100%</b>

## Scheme Performance

Indices	31-March-2013 to 31-March-2014	31-March-2012 to 31-March-2013	Since Inception CAGR	PTP Return (INR)
IIFL NIFTY ETF	19.53%	8.74%	13.55%	13661.05
Benchmark*	17.98%	7.31%	12.35%	13308.59
Additional Benchmark**	18.85%	8.23%	12.55%	13366.30

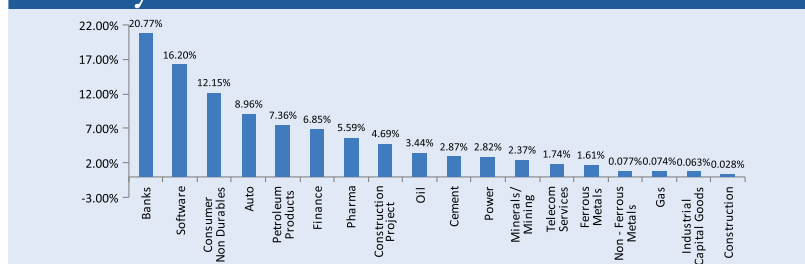
Point to Point (PTP) returns in INR is based on standard investment of INR 10,000 made on the inception date

\* CNX Nifty \*\* BSE Sensex

Past performance may or may not be sustained in future.

**As on March 31, 2014**

## Industry Allocations\*



\*Industry allocations as per AMFI classifications.

**Mutual Fund investments are subject to market risks, read all scheme related documents carefully.**

# IIFL Dividend Opportunities Index Fund

An Open-ended Index Fund



High Risk (Brown)



The product is suitable for investors who are seeking:

- Returns that closely correspond to the total return of the CNX Dividend Opportunities Index over long term
- Investment in Equity Securities comprising CNX Dividend Opportunities Index

(\*Investors should consult their financial advisers if in doubt about whether the product is suitable for them.)

## Scheme Details

NAV (30-04-2014) :

Regular Plan Growth option : ₹11.5807

Regular Plan Dividend option : ₹11.5807

Direct Plan Growth option : ₹11.6798

Direct Plan Dividend option : ₹11.6798

Date of allotment

• Regular Plan : June 26, 2012

• Direct Plan : January 2, 2013

Net AUM : ₹ 2063 Lakhs

Dematerialization : D-mat option available

Load Structure :

Entry Load: Nil;

Exit Load: 1% for exit (repurchase/switch-out/SWP/STP) on or before 1 year from the date of allotment of units.

Exit Load (For SIP): 1% for exit (repurchase / switch-out / SWP/STP) on or before 1 year from the date of allotment of each instalment.

Minimum Application Amount :

₹5000 and in multiples of ₹100 thereafter.

Additional purchase: ₹1000 and in multiples of ₹100 thereafter.

Monthly SIP option: ₹1000 per month for a minimum period of six months.

Quarterly SIP option: ₹1500 per quarter for a minimum period of 4 quarters.

Plans offered : Regular plan & Direct plan.

Options offered : Growth & Dividend option.

Portfolio Turnover Ratio# : 0.33

Tracking Error : 0.36% p.a.

Total Expense Ratio :

Regular Plan : 1.70% p.a.

Direct Plan : 0.90% p.a.

Standard deviation : 19.42% Annualised

Beta# : 0.98

Sharp Ratio\* : -0.34 Annualized

# Based on 1 Year monthly data history.

\*Risk free returns based on 365-days-T-bill Yield 8.9210 as on April 30, 2014

Bloomberg code : IDVOIRG IN

## About the Scheme

**Objective:** The investment objective of the scheme is to provide returns (before fees and expenses) that closely correspond to the total return of the CNX Dividend Opportunities Index, subject to tracking errors. However, there can be no assurance or guarantee that the investment objective of the Scheme would be achieved.

**Benchmark:** CNX Dividend Opportunities Index

**Fund Manager:** Mr. Manish Bandi (B.Sc. CA), aged 36 years with 14 years of experience in the financial services industry.

Mr. Bandi has been managing the current fund since its inception.

## Top 10 Holdings as on April 30, 2014

Name of Instrument	Industry	% to Net Assets
Oil & Natural Gas Corporation Limited	Oil	8.13%
ITC Limited	Consumer Non Durables	7.96%
Hindustan Unilever Limited	Consumer Non Durables	7.84%
Hero MotoCorp Limited	Auto	7.01%
Bajaj Auto Limited	Auto	6.82%
NTPC Limited	Power	6.37%
Coal India Limited	Minerals/Mining	4.90%
Bank of Baroda	Banks	4.15%
ACC Limited	Cement	3.21%
NMDC Limited	Minerals/Mining	3.16%
Top 10 Equity Holding		59.55%
Total Equity Holding		99.05%
Net Cash & Cash Equivalent		0.95%
<b>Total</b>		<b>100%</b>

As on March 31, 2014

## Regular Plan

Indices	31-March-2013 to 31-March-2014	Since Inception CAGR	PTP Return
IIFL Div-opp -Regular Plan	10.28%	9.00%	11642.30
Benchmark	8.34%	7.55%	11369.75
Additional Benchmark	17.98%	16.50%	13092.09

Point to Point (PTP) returns in INR is based on standard investment of INR 10,000 made on the inception date # IIFL Dividend Opportunities Index Fund \* CNX Dividend Opportunities Index \*\* CNX Nifty

Past performance may or may not be sustained in future

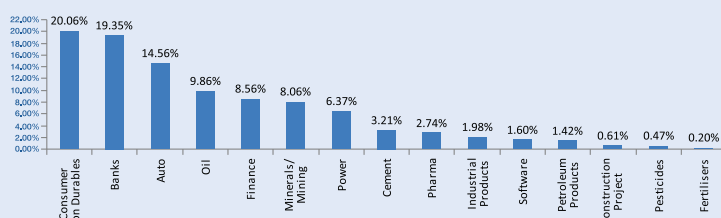
\*Inception date 26-June-2012

## Direct Plan

Indices	31-March-2013 to 31-March-2014	Since Inception CAGR	PTP Return
IIFL Div-opp -Direct Plan**	11.14%	0.04%	10004.69
Benchmark	8.34%	-2.09%	9739.82
Additional Benchmark	17.98%	10.03%	11265.95

\*\* Base date 01-Jan-2013, considered NAV of Regular Plan as a base NAV

## Industry Allocations\*



\*Industry allocations as per AMFI classifications.

**Mutual Fund investments are subject to market risks, read all scheme related documents carefully.**

# IIFL Dynamic Bond Fund

An Open ended Income Scheme



Low Risk (Blue)



The product is suitable for investors who are seeking:

- Income and long term gains
- Investment in a range of debt and money market instruments of various maturities

(\*Investors should consult their financial advisers if in doubt about whether the product is suitable for them.)

## Scheme Details

**NAV (30-04-2014) :**

**Regular Plan Growth** : ₹ 9.9569

**Regular Plan Bonus** : ₹ 9.9569

**Direct Plan Growth** : ₹ 9.9995

Dividend option	Regular Plan	Direct Plan
Monthly	₹ 9.9569	₹ 9.9995
Quarterly	₹ 9.9569	-
Half yearly	₹ 9.9569	₹ 9.9995

**Date of allotment** : June 24, 2013

**Net AUM** : ₹ 2055 Lakhs

**Dematerialization** : D-mat option available

**Load Structure :**

**Entry Load** : Nil,

**Exit Load** : 0.50% if redeemed on or before 6 months otherwise Nil

**Exit Load (For SIP)**: 0.50% for exit (repurchase/switch-out/SWP/STP) on or before 6 months from the date of allotment of each instalment.

**Plans offered** : Regular Plan and Direct Plan

**Options offered (Under each plan) :** Dividend, Growth & Bonus

**Minimum Application Amount :**

₹10,000 and in multiples of ₹100 thereafter. Systematic Investment Plan (SIP) availed.

**Monthly option**- ₹1000 per month for a minimum period of six months.

**Quarterly Option** - ₹1500 per quarter for a minimum period of 4 quarters.

**Total Expense Ratio :**

Regular Plan : 1.40 % p.a.

Direct Plan : 0.90 % p.a.

**Asset Allocation :**

Debt Market Instruments : 0% - 100%

Money Market Instruments : 0% - 100%

**YTM** : 9.20

**Modified Duration** : 6.71 yrs

**Average Maturity** : 11.46 Yrs

**Bloomberg code** : IIFDBDB IN

## About the Scheme

**Objective** : The investment objective of the scheme is to generate income and long term gains by investing in a range of debt and money market instruments of various maturities. The scheme will seek to flexibly manage its investment across the maturity spectrum with a view to optimize the risk return proposition for the investors.

**Benchmark** : CRISIL Composite Bond Fund Index.

**Fund Manager** : Mr. Gautam Adukia

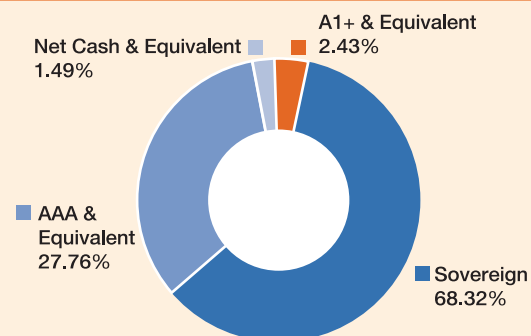
Mr. Gautam Adukia, aged 25 years, is a PGDM from IIM Calcutta, BMS & CFA. He has 3 years of experience in portfolio advisory across fixed income, equity, real estate and commodities. Prior to Joining IIFL AMC he was associated with IIFL Wealth Management Limited.

## Holding as on April 30, 2014

Certificate of Deposit		
IndusInd Bank Limited	CRISIL A1+	2.43%
Government Securities		
GOI 08.28% 2027	Sovereign	68.32%
Non Convertible Debentures		
Rural Electrification Corporation Limited	ICRA AAA	23.37%
IDFC Limited	ICRA AAA	4.39%
<b>CBLO / Reverse Repo &amp; Net Current Asset</b>		<b>1.49%</b>
<b>Total</b>		<b>100.00%</b>

Performance of the scheme is not published since the scheme has not completed 12 Months.

## Rating Profile



**Mutual Fund investments are subject to market risks, read all scheme related documents carefully.**

# IIFL Short Term Income Fund

An Open ended Income Scheme



Low Risk (Blue)



The product is suitable for investors who are seeking:

- Income over short to medium term
- Investments primarily in money market and short term debt instruments.

(\*Investors should consult their financial advisors if in doubt about whether the product is suitable for them.)

## Scheme Details

**NAV (30-04-2014) :**

**Regular Plan Growth** : ₹ 10.5612

**Direct Plan Growth** : ₹ 10.5645

Dividend option	Regular Plan	Direct Plan
Monthly	₹ 10.1026	₹ 10.1026
Half yearly	₹ 10.5612	-

**Net AUM** : ₹ 518 Lakhs

**Dematerialization** : D-mat option available

**Load Structure :**

**Entry Load** : Nil,

**Exit Load** : 0.50% if redeemed on or before 3 months otherwise Nil

**Exit Load (For SIP)**: 0.50% for exit (repurchase/switch-out/SWP/STP) on or before 3 months from the date of allotment of each instalment.

**Plans offered** : Regular Plan and Direct Plan

**Options offered (Under each plan) :**

Dividend, Growth & Bonus

**Minimum Application Amount :**

₹10,000 and in multiples of ₹100 thereafter. Systematic Investment Plan (SIP) availed.

**Monthly option**- ₹1000 per month for a minimum period of six months.

**Quarterly Option** - ₹1500 per quarter for a minimum period of 4 quarters.

**Total Expense Ratio :**

Regular Plan : 0.50 % p.a.

Direct Plan : 0.45 % p.a.

**Asset Allocation :**

Money Market & Debt Instruments : 80% - 100% (Maturity <3 Years)

Debt Market Instruments : 0% - 20% (Maturity <5 Years)

**YTM** : 8.75

**Modified Duration** : 0.12 yrs

**Average Maturity** : 0.14 Yrs

**Bloomberg code** : IIFSTDG IN

## About the Scheme

**Objective** : The investment objective of the scheme is to seek to generate income and capital appreciation through investment in debt instruments and money market instruments and to achieve stable returns over shorter-term investment horizons

**Benchmark** : CRISIL Short Term Bond Fund Index.

**Fund Manager** : Mr. Gautam Adukia

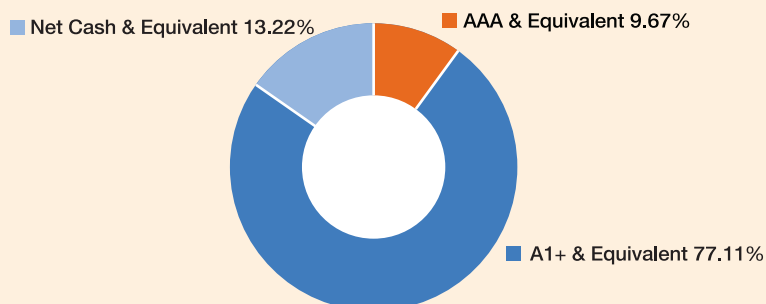
Mr. Gautam Adukia, aged 25 years, is a PGDM from IIM Calcutta, BMS & CFA. He has 3 years of experience in portfolio advisory across fixed income, equity, real estate and commodities. Prior to Joining IIFL AMC he was associated with IIFL Wealth Management Limited.

## Holdings as on April 30, 2014

Certificate of Deposit		
Dena Bank	CRISIL A1+	28.93%
Canara Bank	CRISIL A1+	28.92%
Oriental Bank of Commerce	CRISIL A1+	19.26%
Bonds & NCDs		
IDFC Limited	ICRA AAA	9.67%
<b>CBLO / Reverse Repo &amp; Net Current Asset</b>		<b>13.22%</b>
<b>Total</b>		<b>100.00%</b>

Performance of the scheme is not published since the scheme has not completed 12 Months.

## Rating Profile



**Mutual Fund investments are subject to market risks, read all scheme related documents carefully.**

# IIFL Liquid Fund

An Open-ended Liquid Scheme



Low Risk (Blue)



The product is suitable for investors who are seeking:

- Income over short term horizon
  - Investments in money market and short term debt instruments, with maturity not exceeding 91 days
- (\*Investors should consult their financial advisors if in doubt about whether the product is suitable for them.)

**Note:** Risk is represented in following colours:

<b>(BLUE)</b> investors understand that their principal will be at low risk	<b>(YELLOW)</b> investors understand that their principal will be at medium risk	<b>(BROWN)</b> investors understand that their principal will be at high risk
---	--	---

## Scheme Details

**NAV (30-04-2014) :**

**Regular Plan Growth** : ₹1037.7876

**Direct Plan Growth** : ₹1038.0288

Dividend option	Regular Plan	Direct Plan
-----------------	--------------	-------------

Daily Dividend Reinvestment	₹1000	-
Weekly	₹1005.2398	-
Fortnightly	₹1008.8433	-
Half yearly	-	₹1038.0282

**Date of allotment** : Nov. 13, 2013

**Net AUM** : ₹ 2554 Lakhs

### Load Structure :

**Entry Load** : Nil

**Exit Load** : Nil

**Plans offered** : Regular Plan and Direct Plan

**Options offered (Under each plan)** : Growth Option & Dividend Option

### Minimum Application Amount :

New Purchase - ₹ 5,000 and in multiples of ₹ 100 thereafter.

Additional purchase - ₹ 1000 and in multiples of ₹ 100 thereafter

### Total Expense Ratio :

Regular Plan : 0.25 % p.a.

Direct Plan : 0.20 % p.a.

### Asset Allocation :

Money market and debt instruments with residual maturity up to 91days 0% - 100%.

**YTM** : 8.67

**Modified Duration** : 0.02 yrs

**Average Maturity** : 0.02 Yrs

## About the Scheme

### Investment Objective:

To provide liquidity with reasonable returns in commensuration with low risk through a portfolio of money market and debt securities with residual maturity of up to 91days. However, there can be no assurance that the investment objective of the Scheme will be achieved

**Benchmark:** CRISIL Liquid Fund Index

**Fund Manager:** Mr. Gautam Adukia

Mr. Gautam Adukia, aged 25 years, is a PGDM from IIM Calcutta, BMS & CFA. He has 3 years of experience in portfolio advisory across fixed income, equity, real estate and commodities. Prior to Joining IIFL AMC he was associated with IIFL Wealth Management Limited.

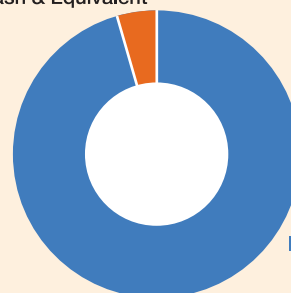
## Holdings as on April 30, 2014

Certificate of Deposit		
Andhra Bank	CARE A1+	19.57%
IDBI Bank Limited	CRISIL A1+	19.52%
Oriental Bank of Commerce	CRISIL A1+	15.62%
IndusInd Bank Limited	CRISIL A1+	13.70%
Dena Bank	CRISIL A1+	13.69%
Canara Bank	CRISIL A1+	13.68%
<b>CBLO &amp; Net Current Asset</b>		<b>4.22%</b>
<b>Total</b>		<b>100.00%</b>

Performance of the scheme is not published since the scheme has not completed 12 Months.

## Rating Profile

Net Cash & Equivalent  
4.22%



A1+ & Equivalent  
95.78%

**Mutual Fund investments are subject to market risks, read all scheme related documents carefully.**